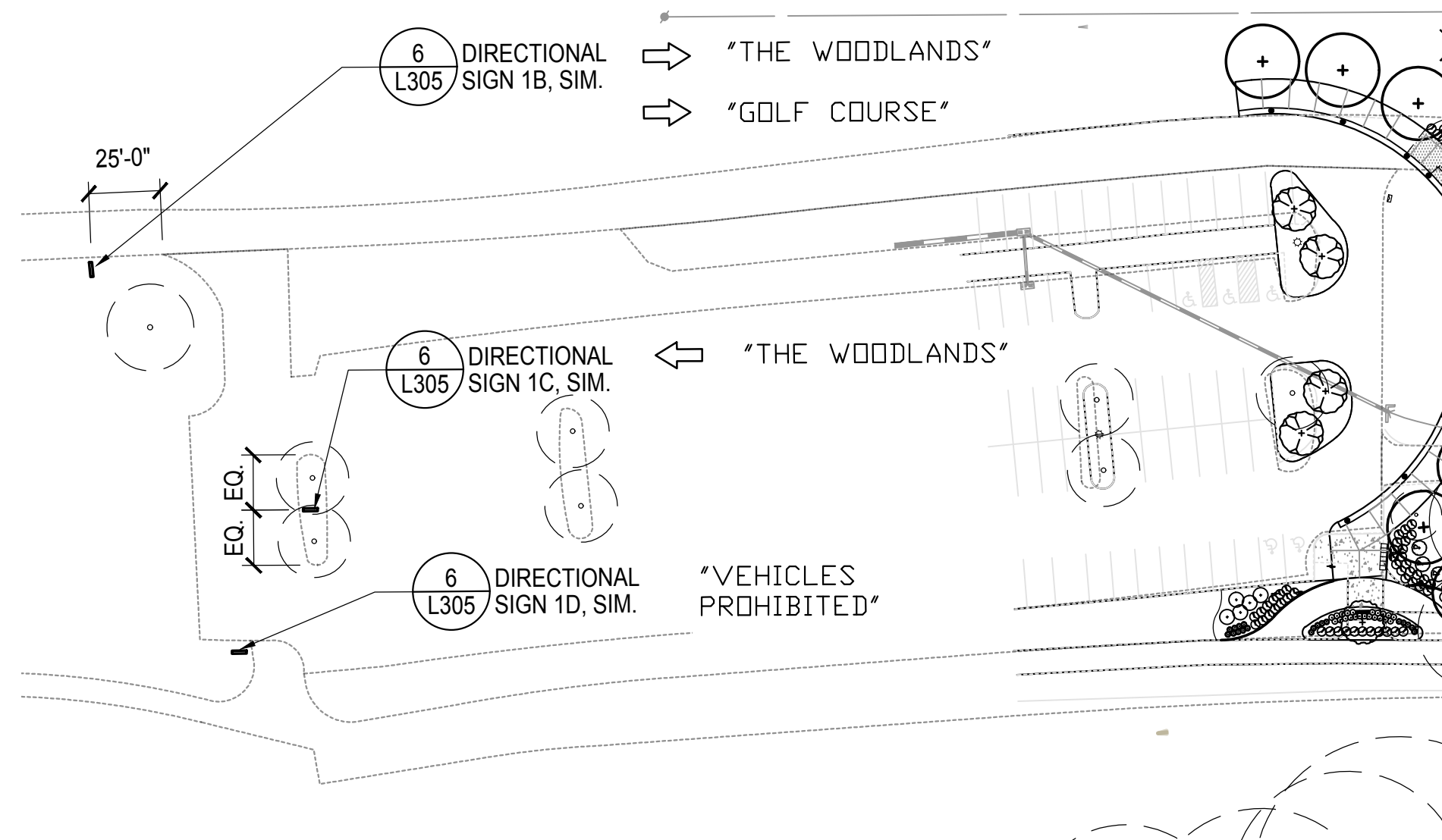
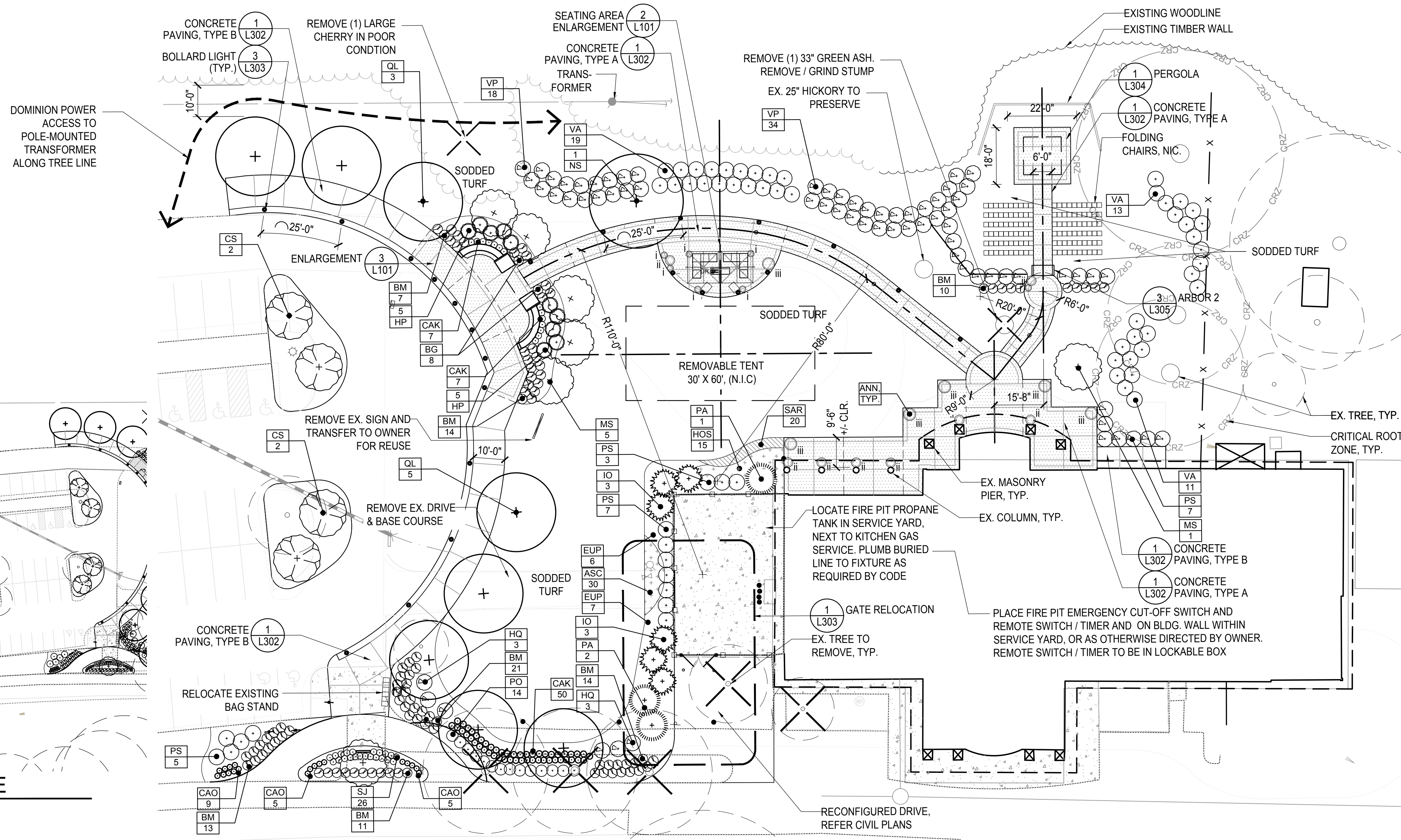


ALGONKIAN WOODLAND ENTRANCE

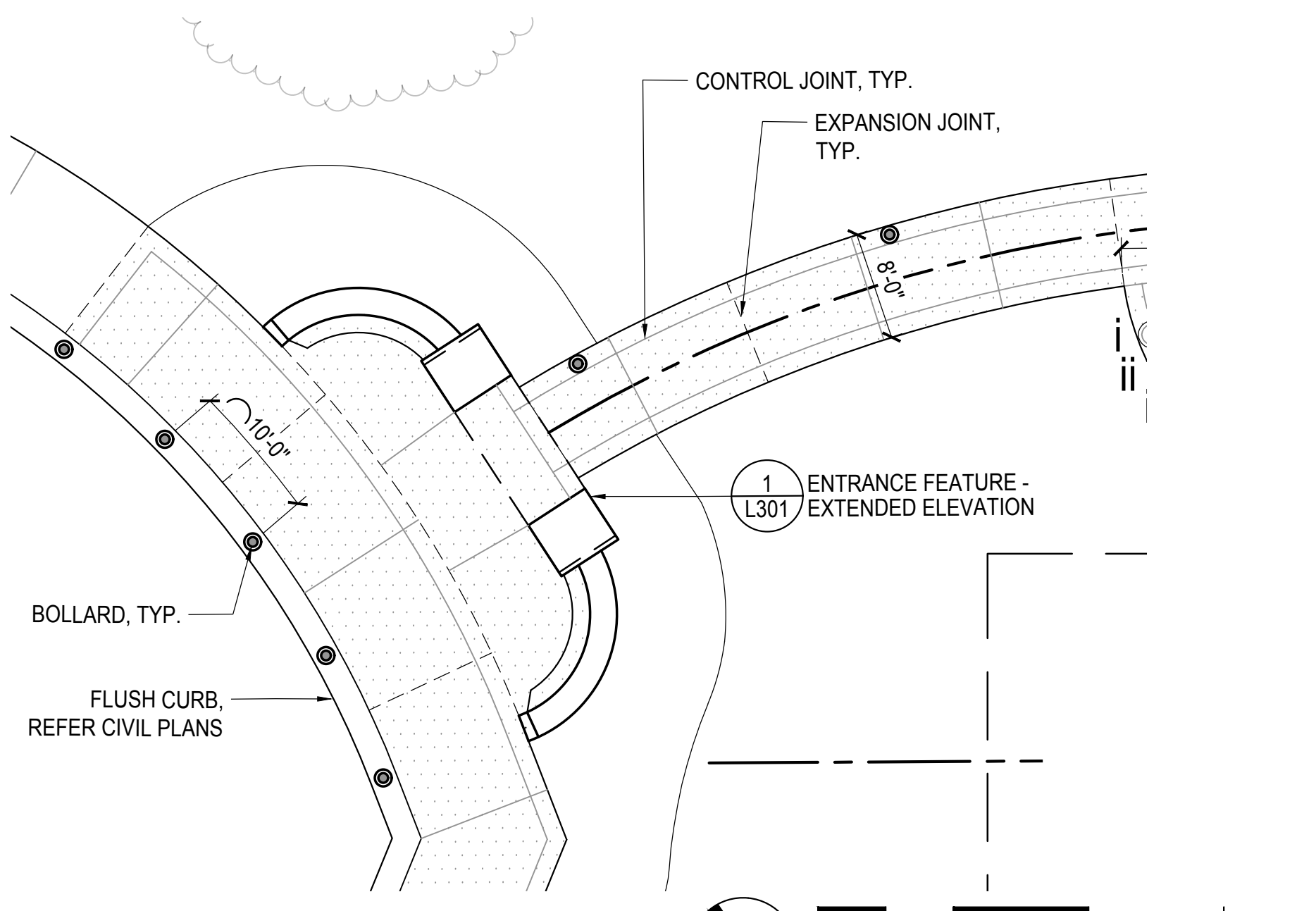
LOUDOUN COUNTY, VIRGINIA

LANDSCAPE PLAN

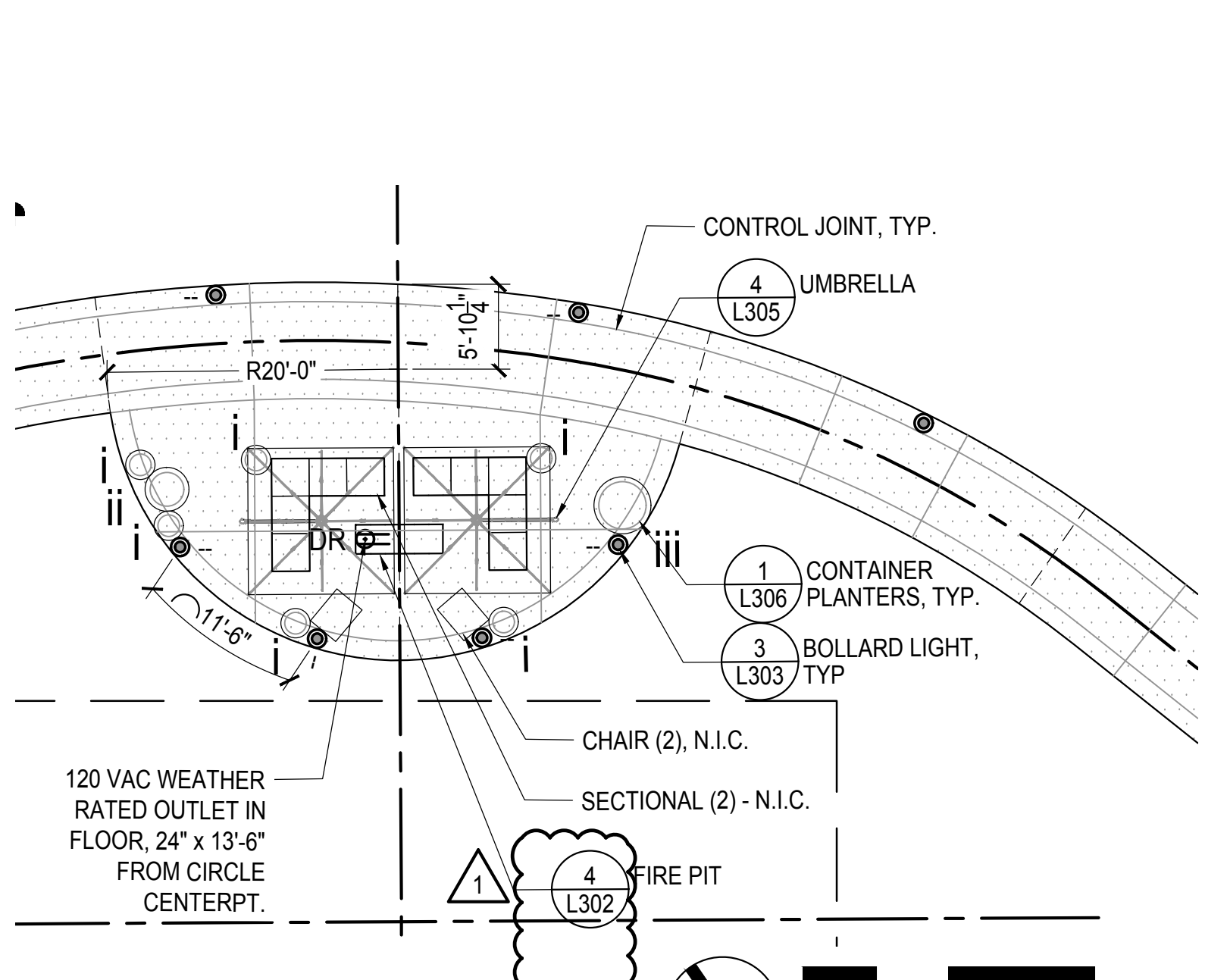


1 WOODLANDS PARKING AREA SIGNAGE
1" = 50'-0"

1 LANDSCAPE PLAN - THE WOODLANDS
1" = 20'-0"



3 ENLARGEMENT
1" = 10'-0"



2 ENLARGEMENT
1" = 10'-0"

CANOPY TREES	QTY	BOTANICAL NAME	COMMON NAME	SIZE	TYPE	SPACING	REMARKS
NS	1	Nyssa sylvatica	Black Gum	5" CAL	B&B	As Shown	Well Balanced
QL	8	Quercus lyrata	Overcup Oak	3" CAL	B&B	As Shown	MATCHED SPECIMENS

ORNAMENTAL TREES	QTY	BOTANICAL NAME	COMMON NAME	SIZE	TYPE	SPACING	REMARKS
CS	4	Cornus x 'Stellar Pink'	Stellar Pink Dogwood	10'-12' HT.	B&B	As Shown	MATCHED SPECIMENS
MS	6	Magnolia virginiana	Sweet Bay	10' HT	B&B	As Shown	MATCHED SPECIMENS

EVERGREEN TREES	QTY	BOTANICAL NAME	COMMON NAME	SIZE	TYPE	SPACING	REMARKS
IO	6	Ilex opaca	American Holly	10' HT.	B&B	As Shown	MATCHED SPECIMENS
PA	3	Picea abies	Norway Spruce	12' HT.	B&B	As Shown	MATCHED SPECIMENS

SHRUBS	QTY	BOTANICAL NAME	COMMON NAME	SIZE	TYPE	SPACING	REMARKS
BM	80	Buxus x 'Glencoe'	Chicagoland Green Boxweed	24" HT.	CONT.	36" OC	
HQ	6	Hydrangea quercifolia 'Alice'	Alice Oakleaf Hydrangea	60" HT.	CONT.	54" OC	
HP	10	Hydrangea paniculata 'Limelight'	Limelight Panicle Hydrangea	60" HT.	CONT.	54" OC	
PO	14	Prunus laurocerasus 'Otto Luyken'	Luykens Laurel	30" HT.	CONT.	42" OC	
PS	22	Prunus laurocerasus 'Schipkaensis'	Schipka Laurel	48" HT.	CONT.	54" OC	
SJ	26	Spiraea japonica 'Magic Carpet'	Magic Carpet Spirea	20" HT.	CONT.	22" OC	
VA	43	Viburnum dentatum 'Christom'	Blue Muffin Arrowwood Viburn.	48" HT.	CONT.	54" OC	
VP	52	Viburnum x 'Pragense'	Prague Viburnum	60" HT.	CONT.	54" OC	

OTHERS	QTY	BOTANICAL NAME	COMMON NAME	SIZE	TYPE	SPACING	REMARKS
ANN	100 sf	Annuals -	Mixed Annuals	-	CONT.	-	
CAO	19	Calamagrostis x acutiflora 'Overdam'	Overdam Feather Reed Grass	#1	CONT.	18" OC	
CAK	64	Calamagrostis x acutiflora 'Karl Foer.'	Karl Foerster Feather Reed Gr.	#3	CONT.	24" OC	
EUP	13	Eupatorium dubium 'Little Joe'	Little Joe Joeypy Weed	#3	CONT.	48" OC	
LMB	564	Liriope muscari 'Big Blue'	Big Blue Lilyturf	#1	CONT.	12" OC	

NOTES:
1. MEET REQUIREMENTS OF ANSI Z60.1, LATEST ADDITION, FOR ALL PLANT MATERIAL.
2. QUANTITIES GIVEN ARE FOR INFORMATION ONLY. CONTRACTOR IS RESPONSIBLE FOR MEETING THE DESIGN INTENT, AS INDICATED ON PLANTING PLANS.
3. ALL PLANTS ARE TO BE HEALTHY, FULL, BALANCED, AND EXCEPTIONALLY HEAVY.
4. PROVIDE TURF PER SPECIFICATIONS IN ALL DISTURBED AREAS NOT OTHERWISE PLANTED OR PAVED.

7 PLANT SCHEDULE

No.	Description	Date
1	ADDENDUM 1	AUGUST 24, 2018
	FOR BID	AUGUST 8, 2018

Project Number:	16064.01
Scale:	AS SHOWN
Drawn By:	DN
Checked By:	
Date:	AUGUST 8, 2018

Sheet No. L101

ALGONKIAN WOODLAND ENTRANCE

LOUDOUN COUNTY, VIRGINIA

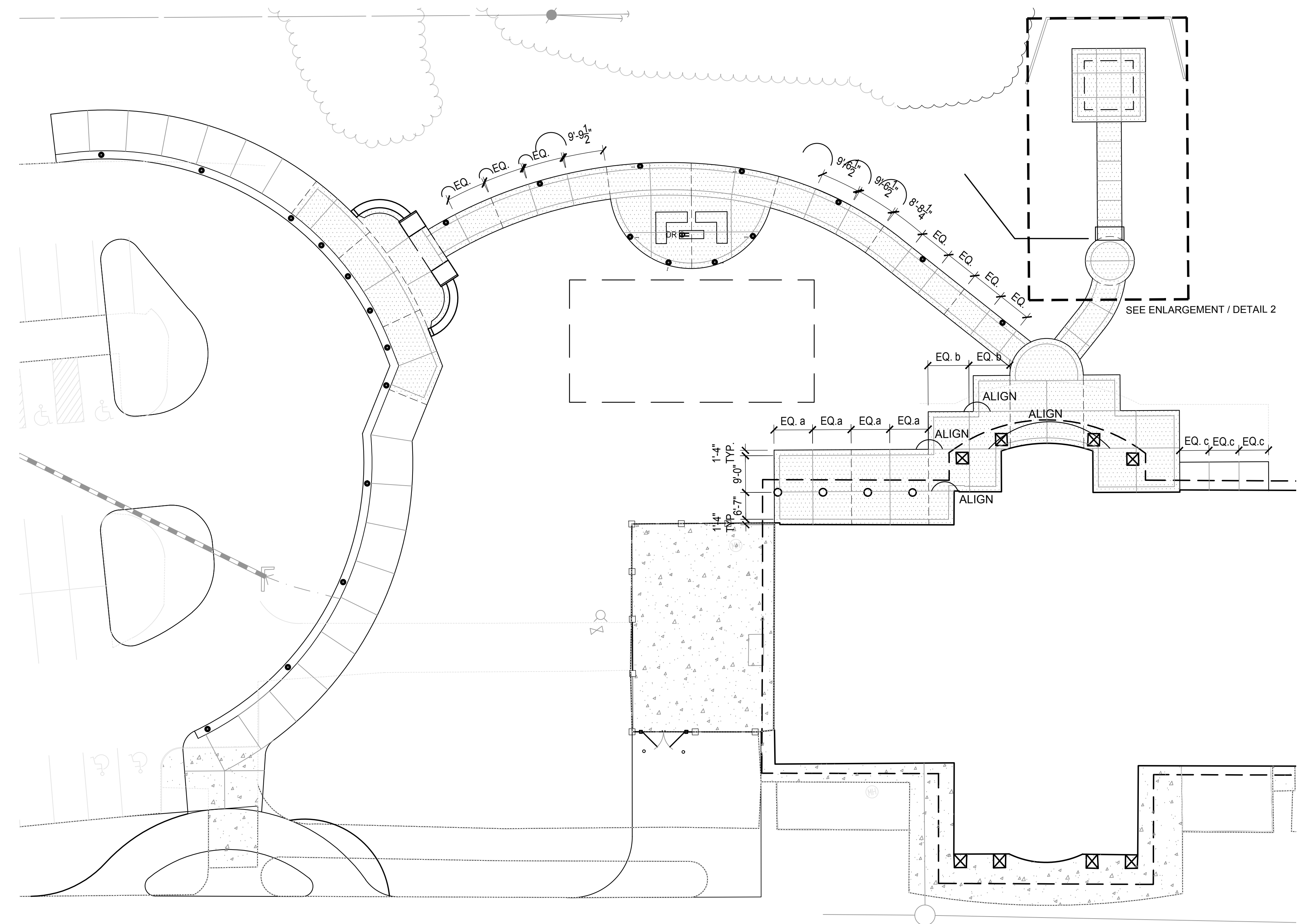
CONCRETE JOINT PLAN

1	ADDENDUM 1	AUGUST 24, 2018
	FOR BID	AUGUST 8, 2018

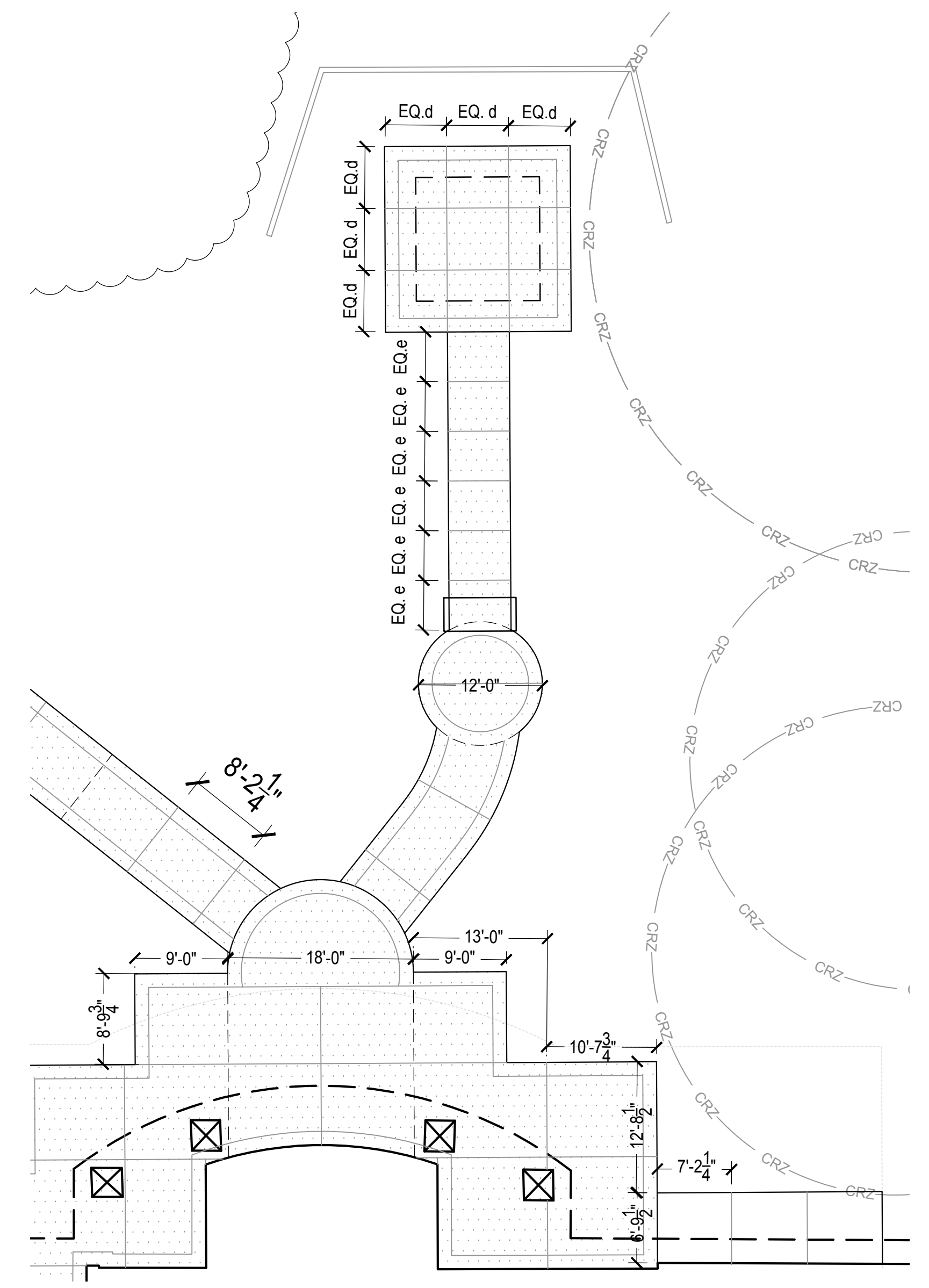
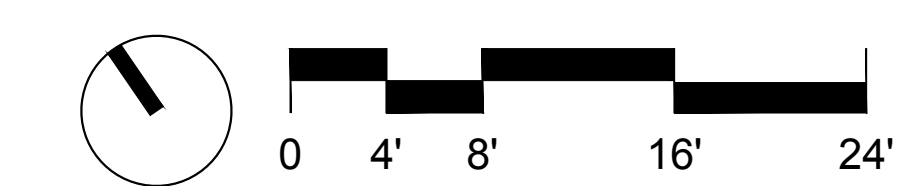
No.	Description	Date
Revisions		

Project Number: 16064.01
Scale: AS SHOWN
Drawn By: DN
Checked By:
Date: AUGUST 8, 2018

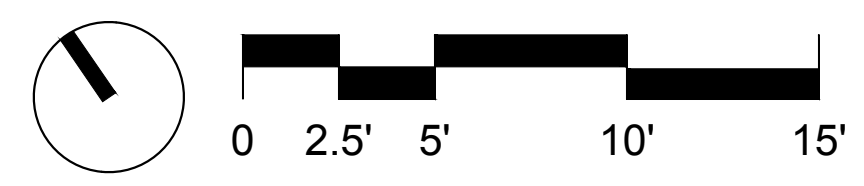
Sheet No. **L103**

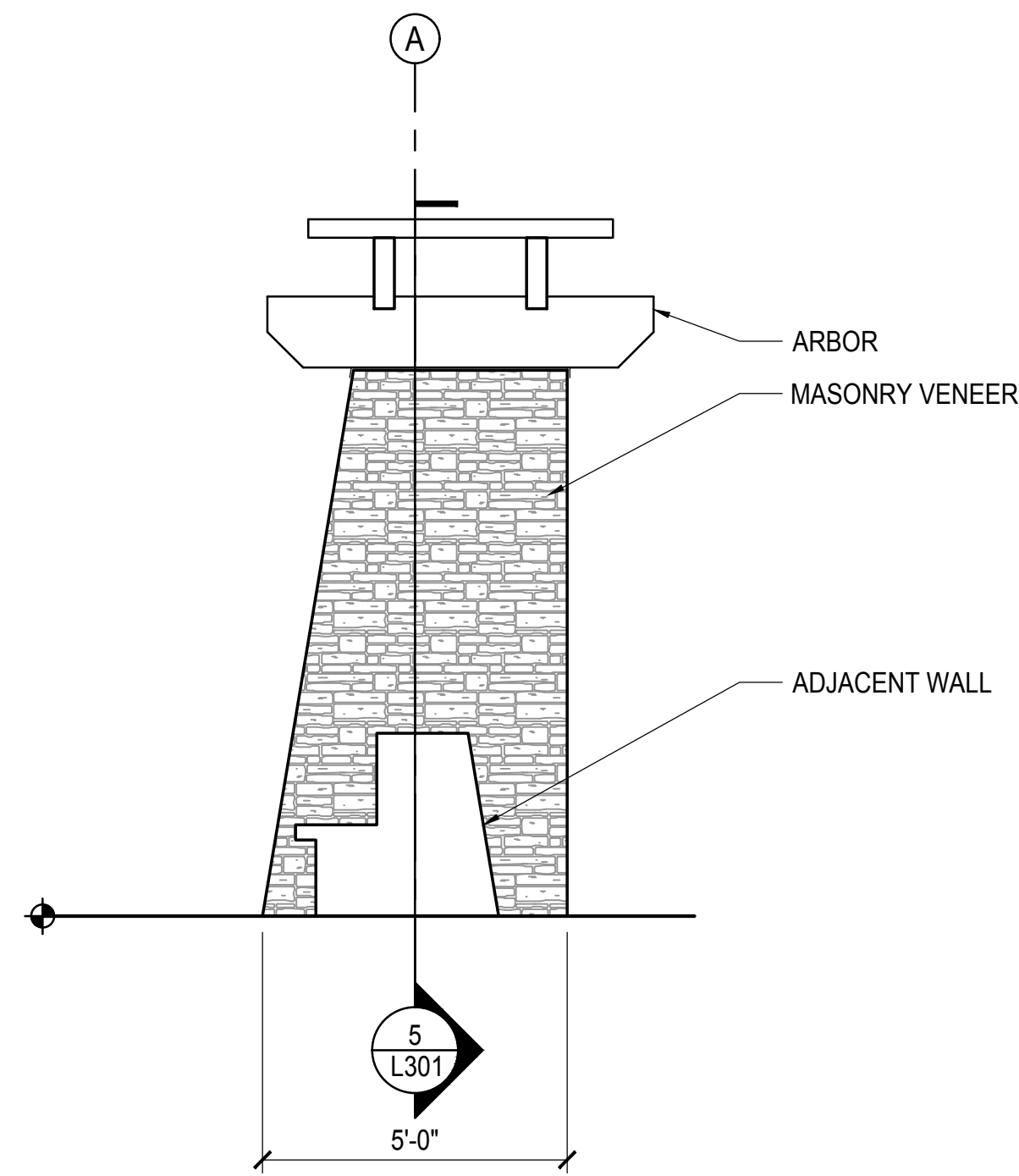


1 LANDSCAPE PLAN - THE WOODLANDS
1" = 16'-0"

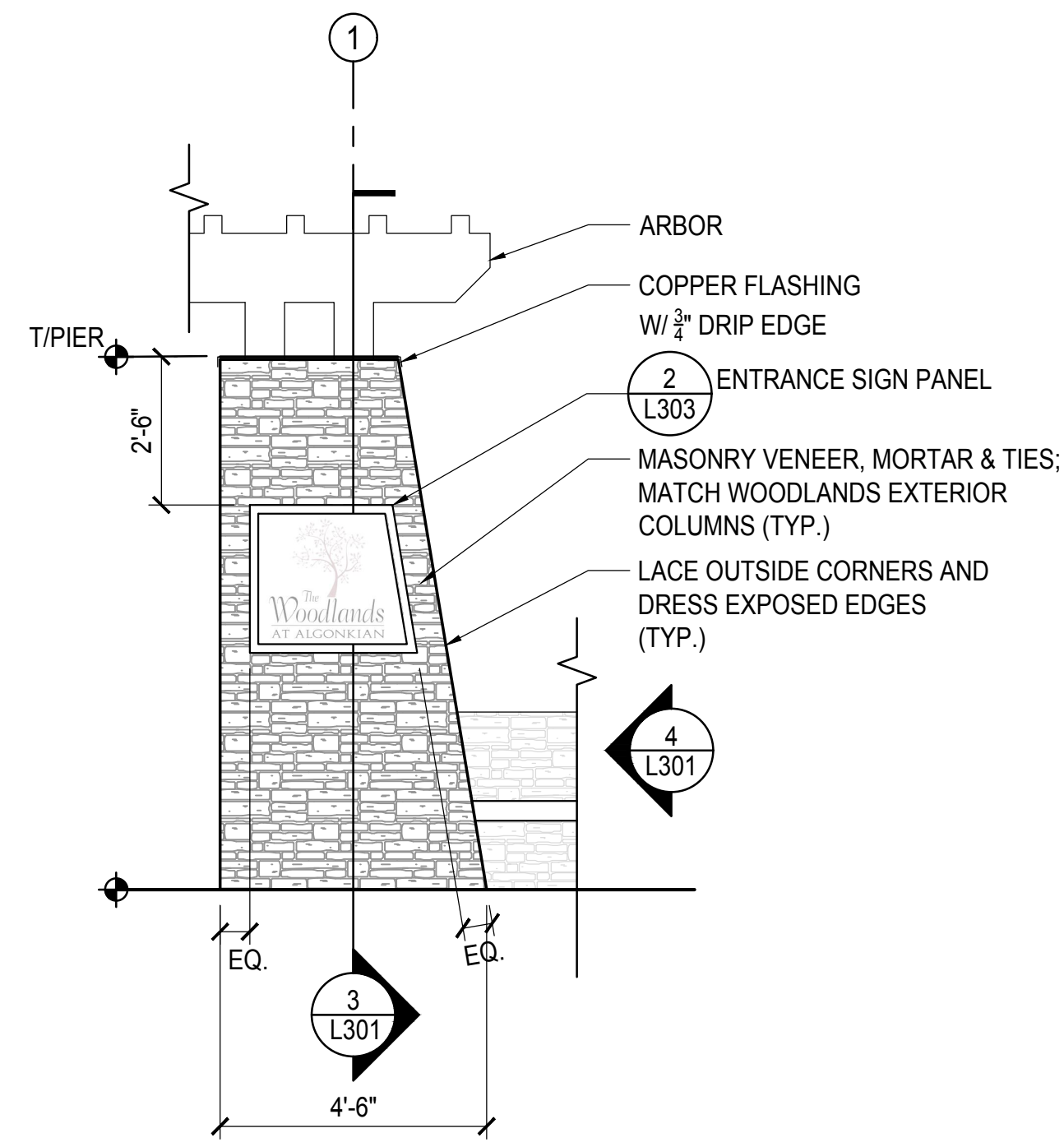


2 ENLARGEMENT
1" = 10'-0"

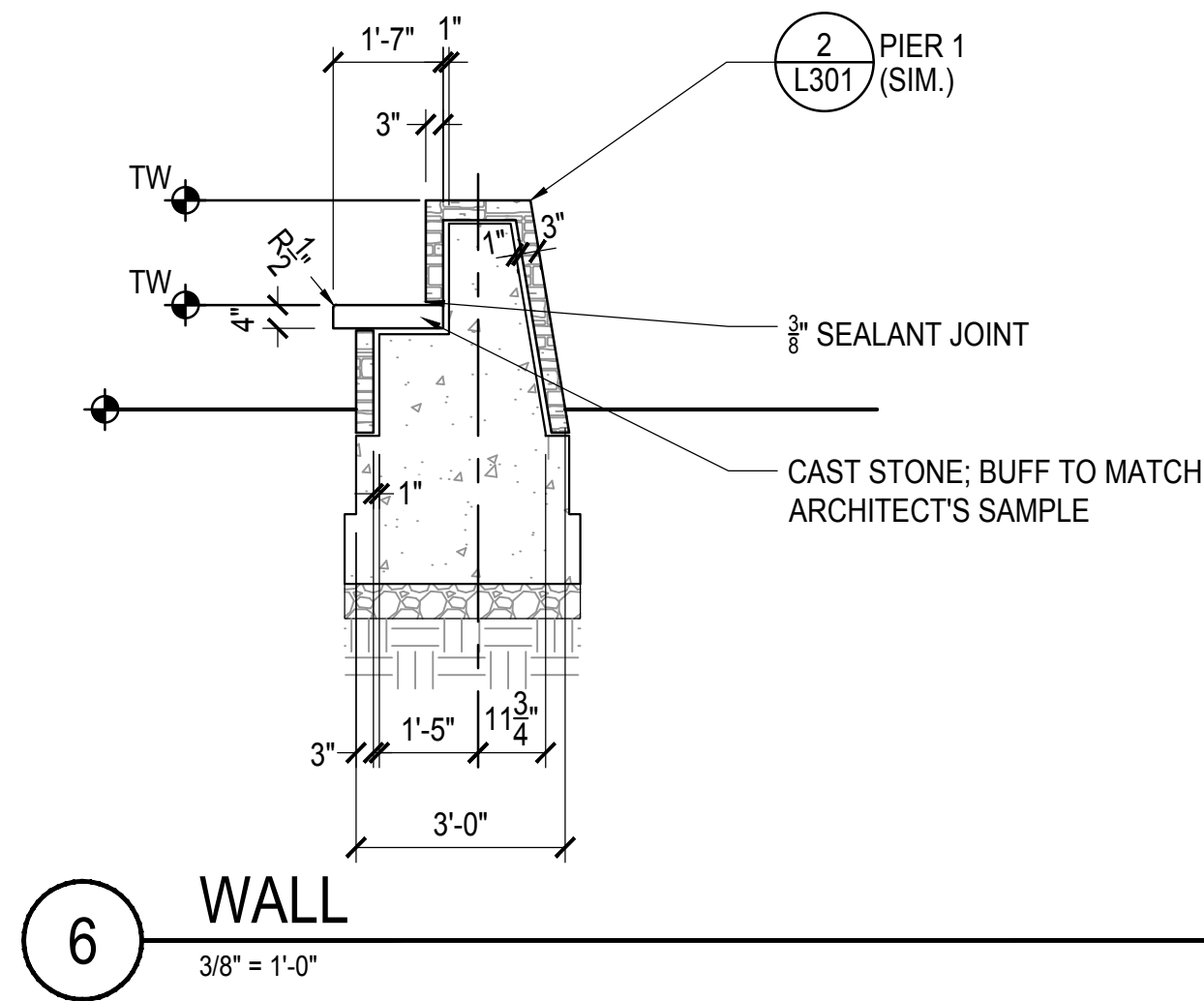




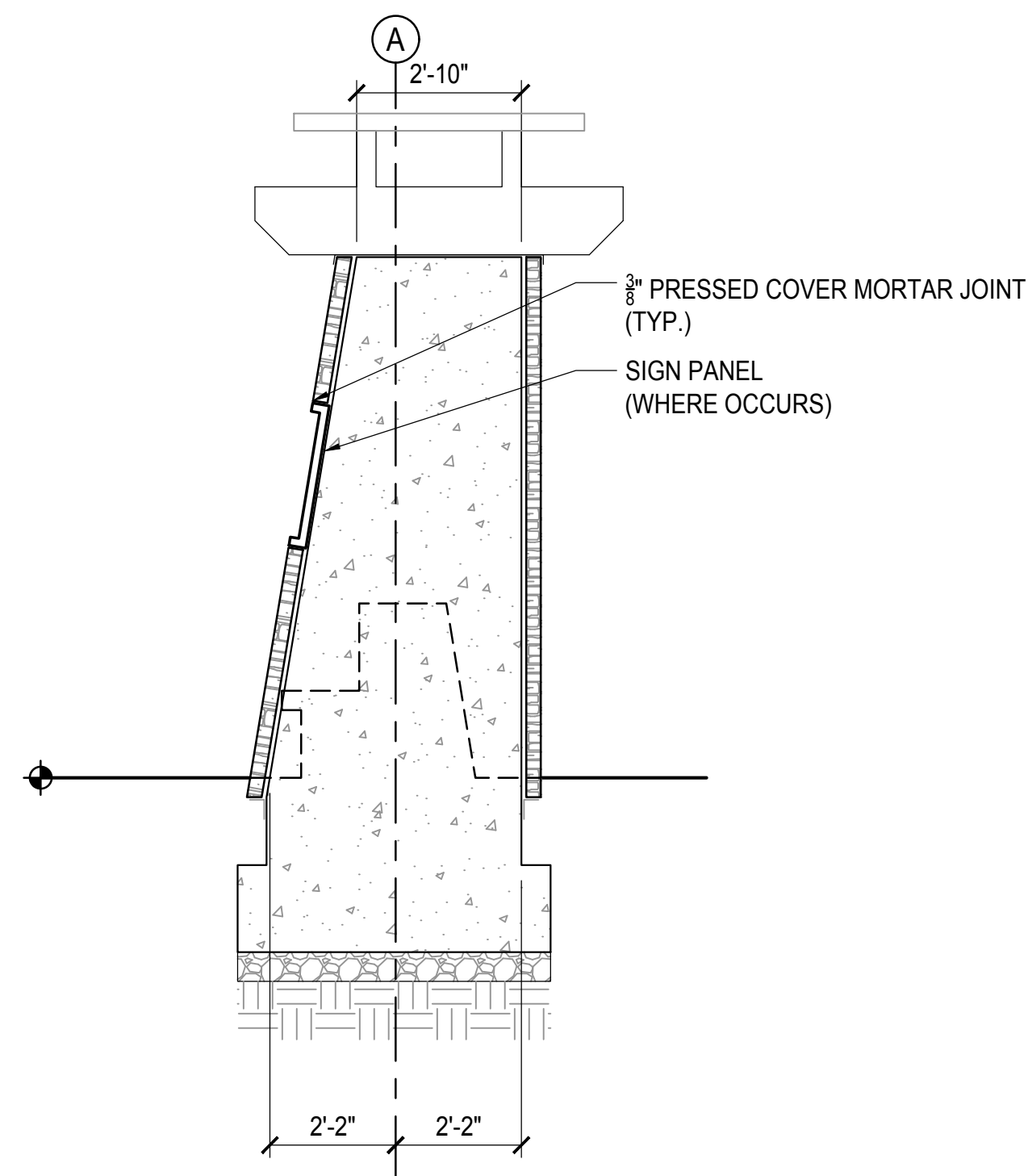
4 SECTION/ELEVATION
3/8" = 1'-0"



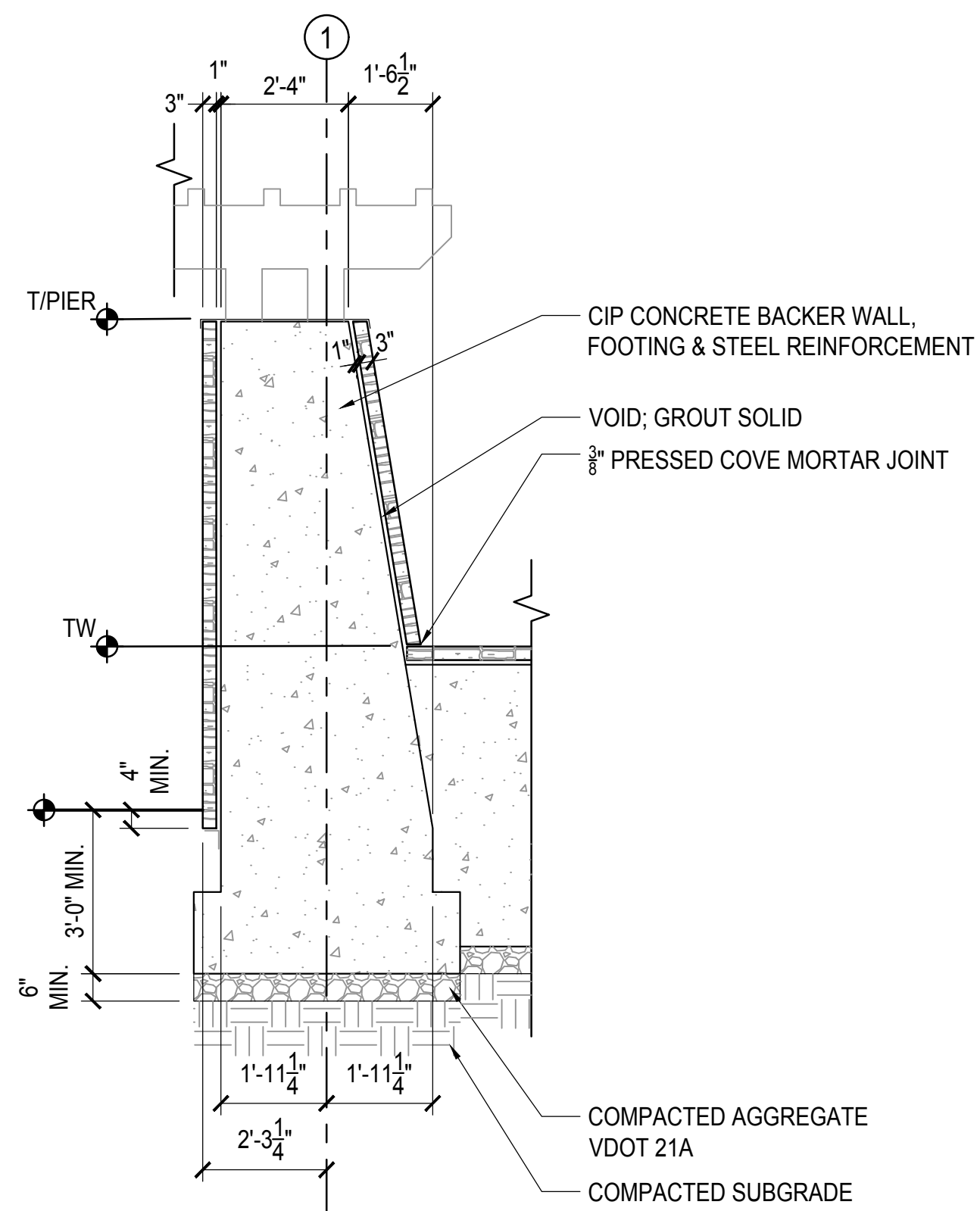
2 PIER 1
3/8" = 1'-0"



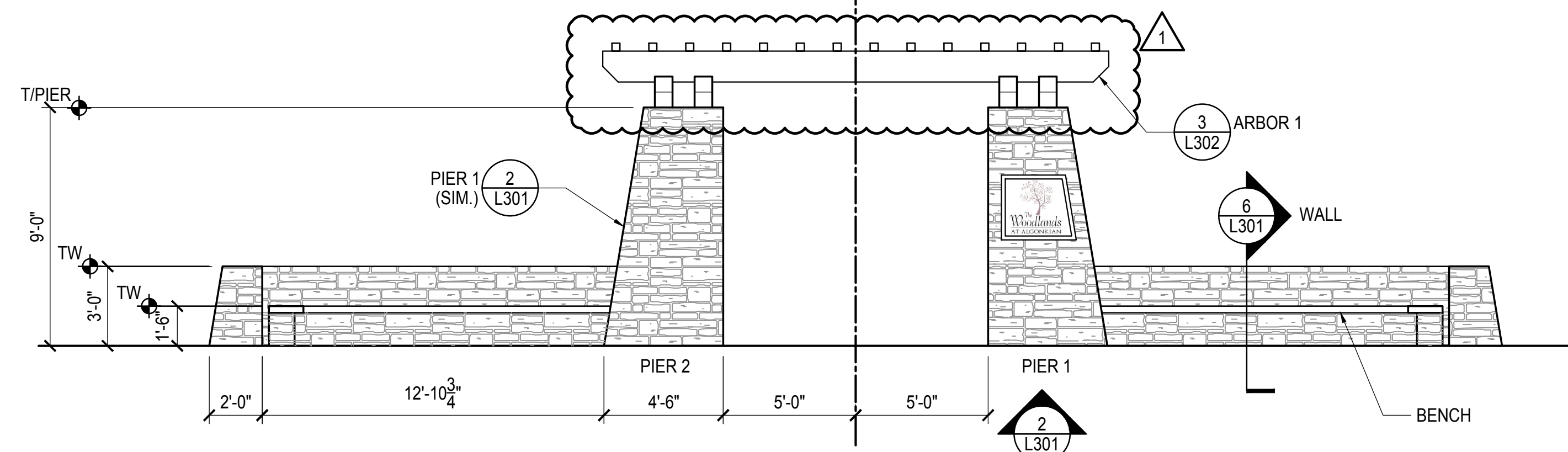
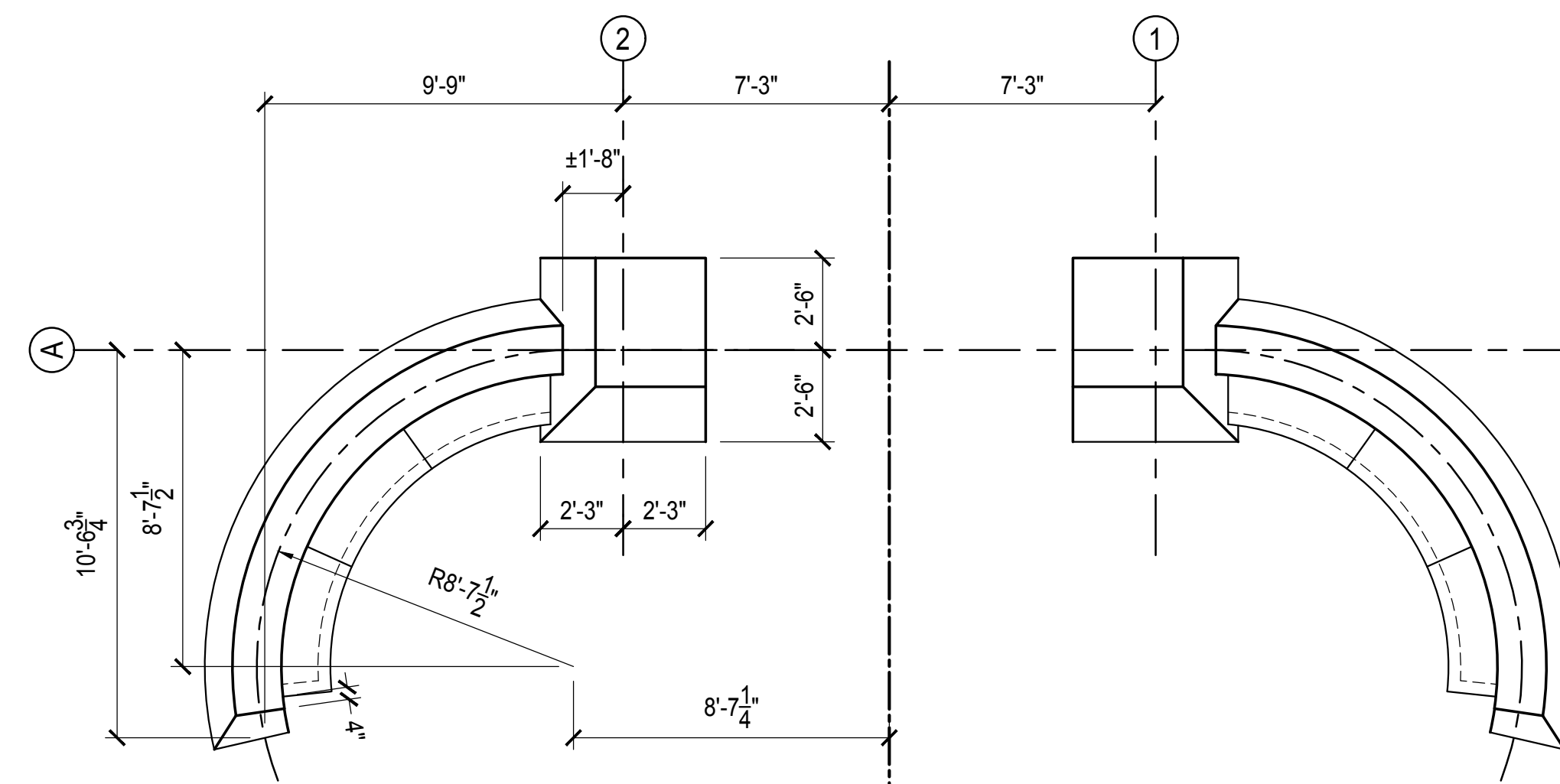
6 WALL
3/8" = 1'-0"



5 SECTION
3/8" = 1'-0"



3 SECTION
3/8" = 1'-0"



NOTES:
1. MASONRY AND CIP CONCRETE STRUCTURES DEPICTED HEREIN CONSTITUTE A DELEGATED DESIGN. PROVIDE STRUCTURAL DRAWINGS SEALED BY A VA-LICENSED STRUCTURAL ENGINEER FOR ALL WALLS, PIERS, FOOTINGS, REINFORCEMENT, AND APPURTENANCES FOR REVIEW AND ADJUSTMENT PRIOR TO CONSTRUCTION.

1 ENTRANCE FEATURE - EXTENDED ELEVATION
1/4" = 1'-0"

ALGONKIAN WOODLAND ENTRANCE

LOUDOUN COUNTY, VIRGINIA


CONSTRUCTION DETAILS

No.	Description	Date
1	ADDENDUM 1	AUGUST 24, 2018
	FOR BID	AUGUST 8, 2018

Revisions

Project Number: 16064.01
Scale: AS SHOWN
Drawn By: DN
Checked By:
Date: AUGUST 8, 2018

Sheet No. L301



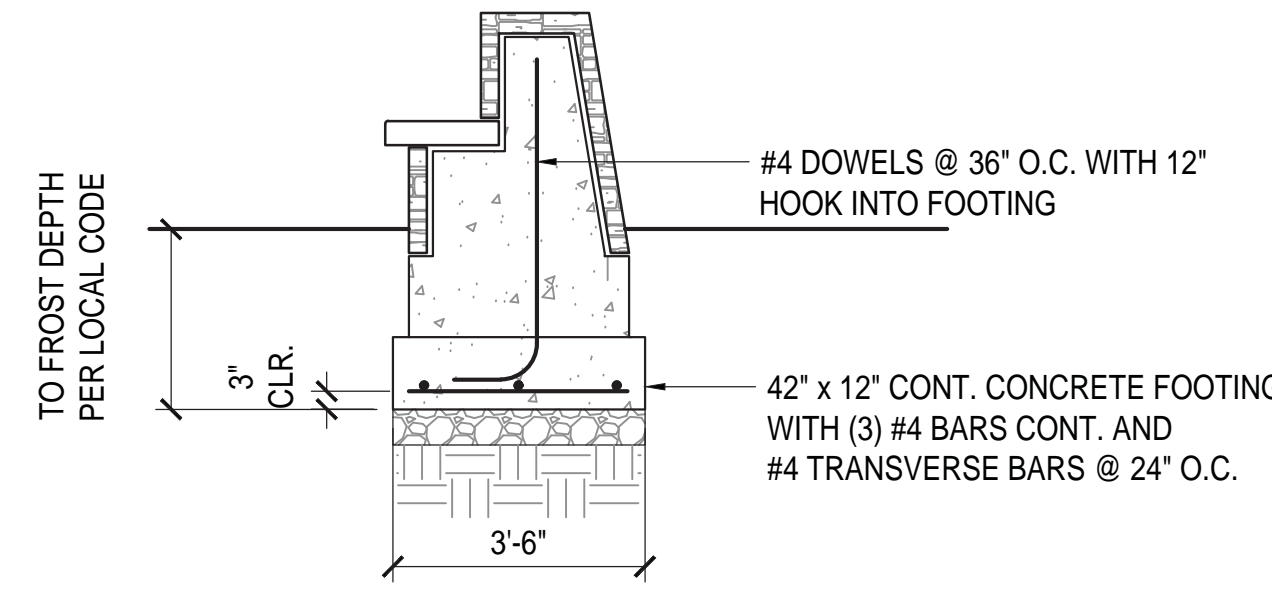
08/29/2018




GENERAL STRUCTURAL NOTES

FOUNDATION

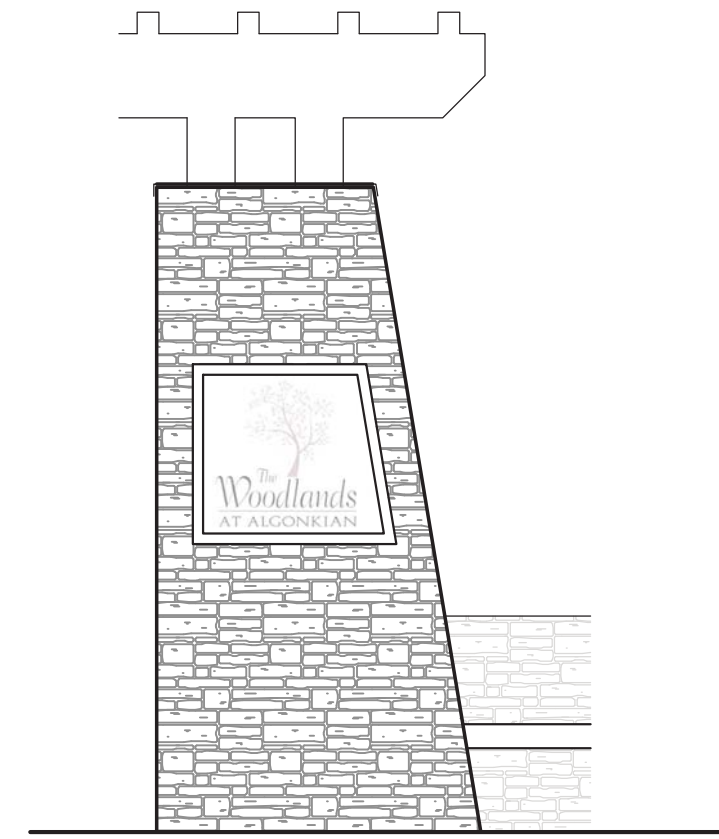
- DESIGN IS BASED ON 2012 VIRGINIA CONSTRUCTION CODE.
- FOOTING DESIGN - 1,500 PSF ALLOWABLE SOIL BEARING PRESSURE IS ASSUMED. BUILDER/CONTRACTOR MUST VERIFY.
- CONCRETE DESIGN BASED ON ACI 318. CONCRETE SHALL ATTAIN THE FOLLOWING MIN. COMPRESSIVE STRENGTHS IN 28 DAYS, U.N.O.:
 $f_c = 3,000$ psi
 $f_y = 60,000$ psi
- ALL CONCRETE EXPOSED TO THE WEATHER SHALL NOT HAVE LESS THAN 5% OR MORE THAN 7% AIR ENTRAINMENT.
- ALL FOOTINGS SHALL BEAR BELOW FROST LINE (TYP.) OR 12" MIN IN REGIONS WHERE CODE FROST DEPTH IS NOT APPLICABLE. CONSULT SOILS REPORT OR BUILDING DEPT. FOR MINIMUM DEPTH BELOW GRADE.
- FOOTINGS SHALL BEAR ON VIRGIN SOIL OR 95% COMPACTED FILL.
- TYPICAL REINFORCEMENT DETAILS: PROVIDE 3" MIN. CLEAR COVER WHERE CAST AGAINST EARTH, 1 1/2" MIN. CLEAR COVER AGAINST FORMS. LAP ALL REBAR 48 BAR DIAMETERS MIN. (24" FOR #4 BARS) & BEND BARS AND LAP AT CORNERS. PROVIDE 6" HOOK INTO SUPPORTING FOOTINGS WHEN FOOTINGS INTERSECT.



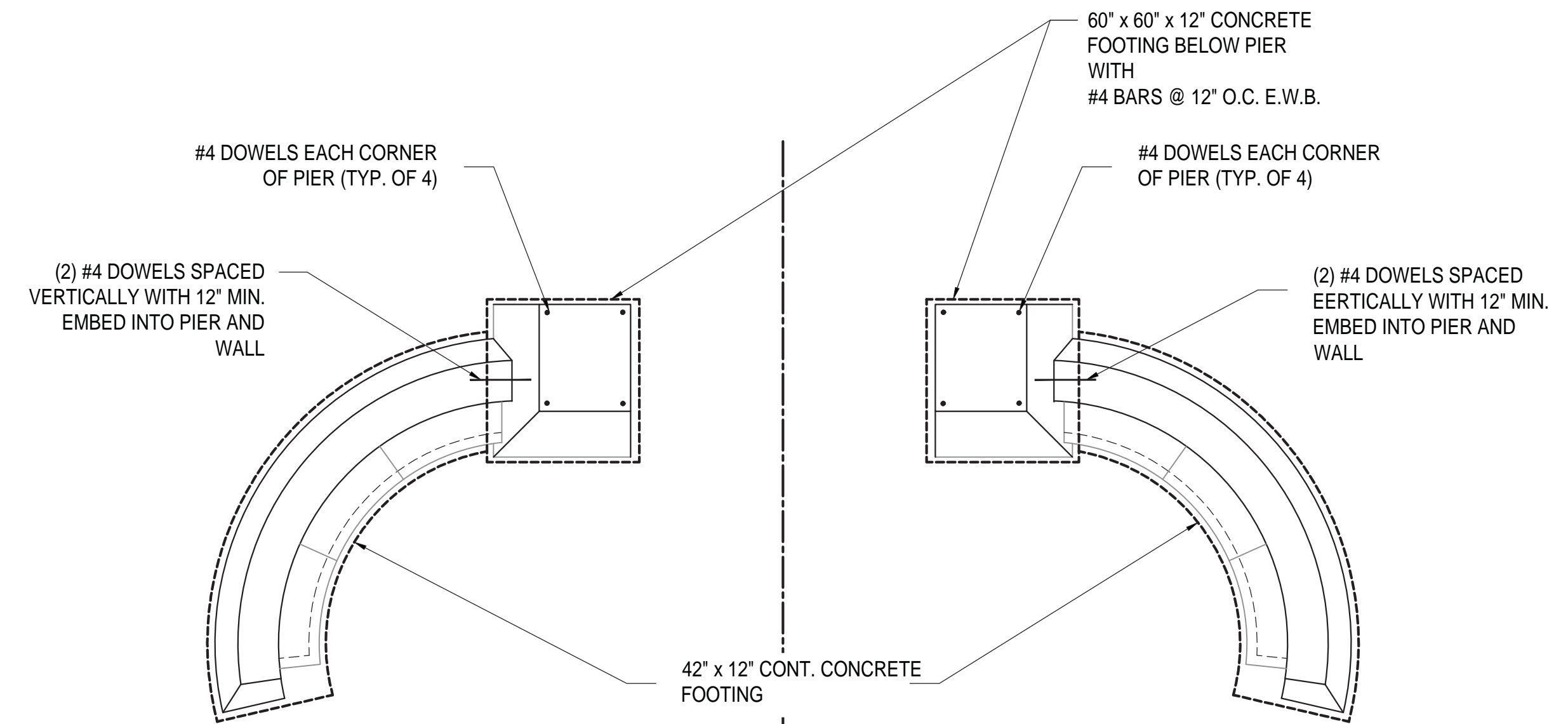
6 WALL
3/8" = 1'-0"



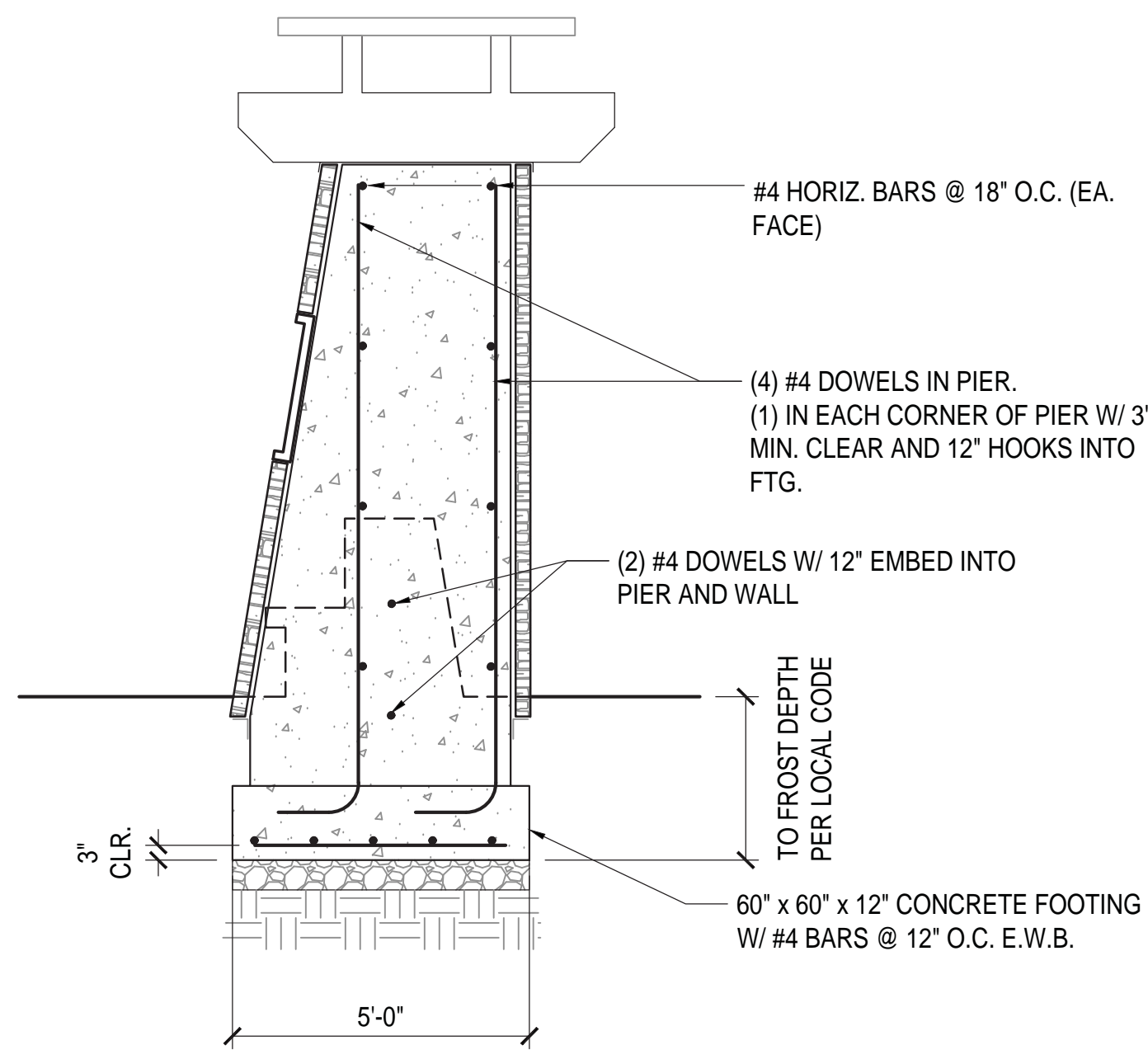
4 SECTION/ELEVATION
3/8" = 1'-0"



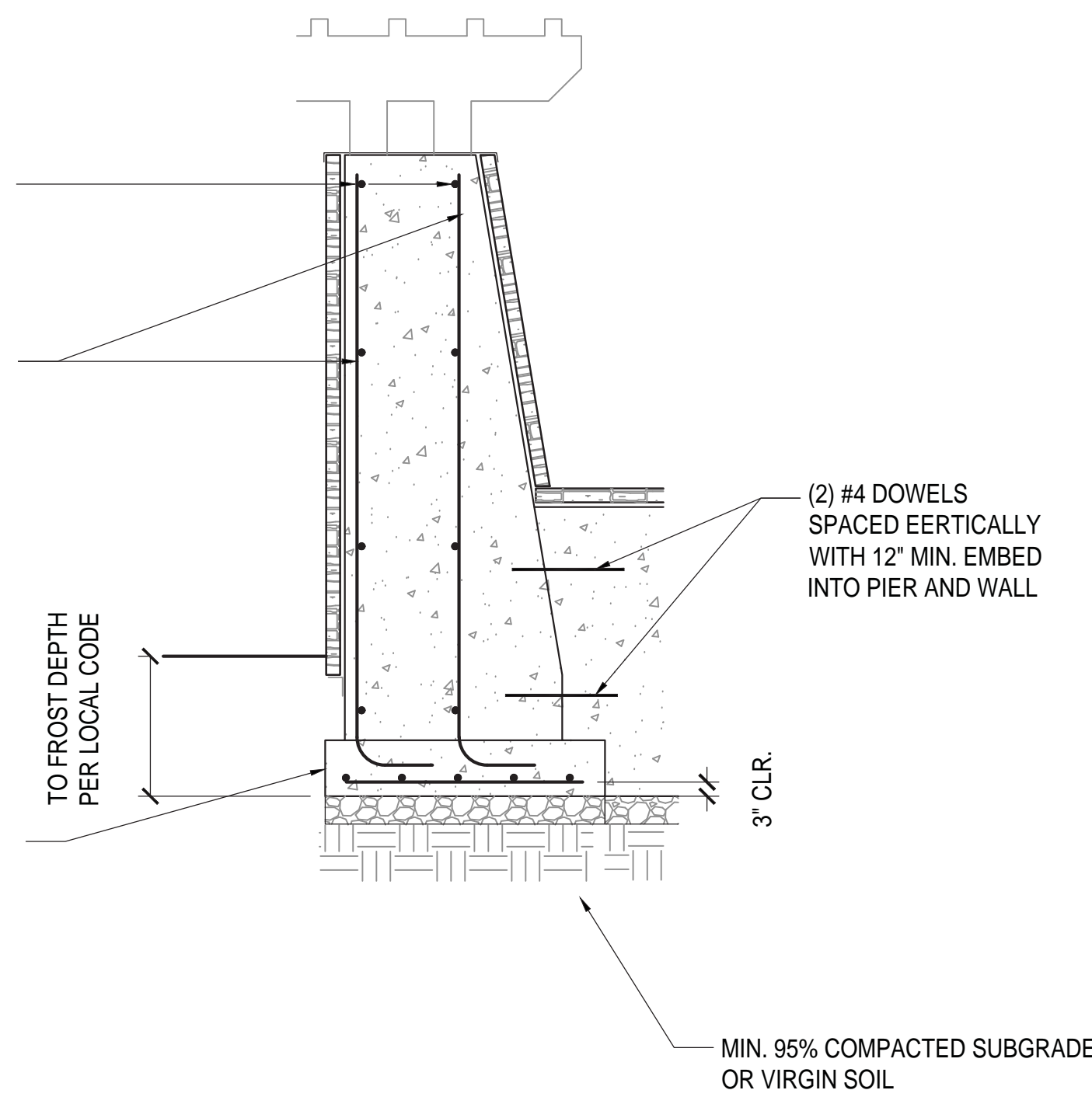
2 PIER 1
3/8" = 1'-0"



1 ENTRANCE FEATURE - EXTENDED ELEVATION
1/4" = 1'-0"



5 SECTION
3/8" = 1'-0"



3 SECTION
3/8" = 1'-0"

ALGONKIAN WOODLAND ENTRANCE

LOUDOUN COUNTY, VIRGINIA

STRUCTURAL DETAILS

1	ADDENDUM 1	AUGUST 24, 2018
	FOR BID	AUGUST 8, 2018

No.	Description	Date
Revisions		

Project Number: 16064.01
 Scale: AS SHOWN
 Drawn By: DN
 Checked By:
 Date: AUGUST 8, 2018

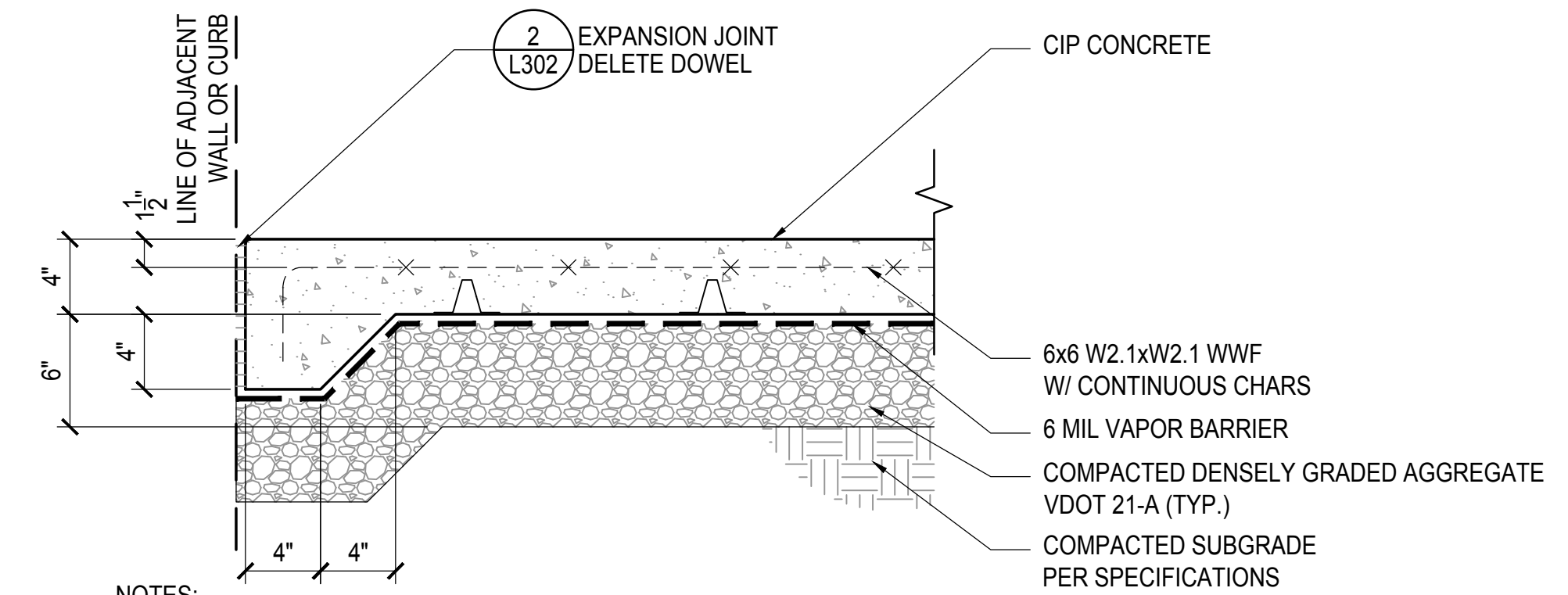
Sheet No. 1 L301S

ALGONKIAN WOODLAND ENTRANCE

LOUDOUN COUNTY, VIRGINIA

CONSTRUCTION DETAILS

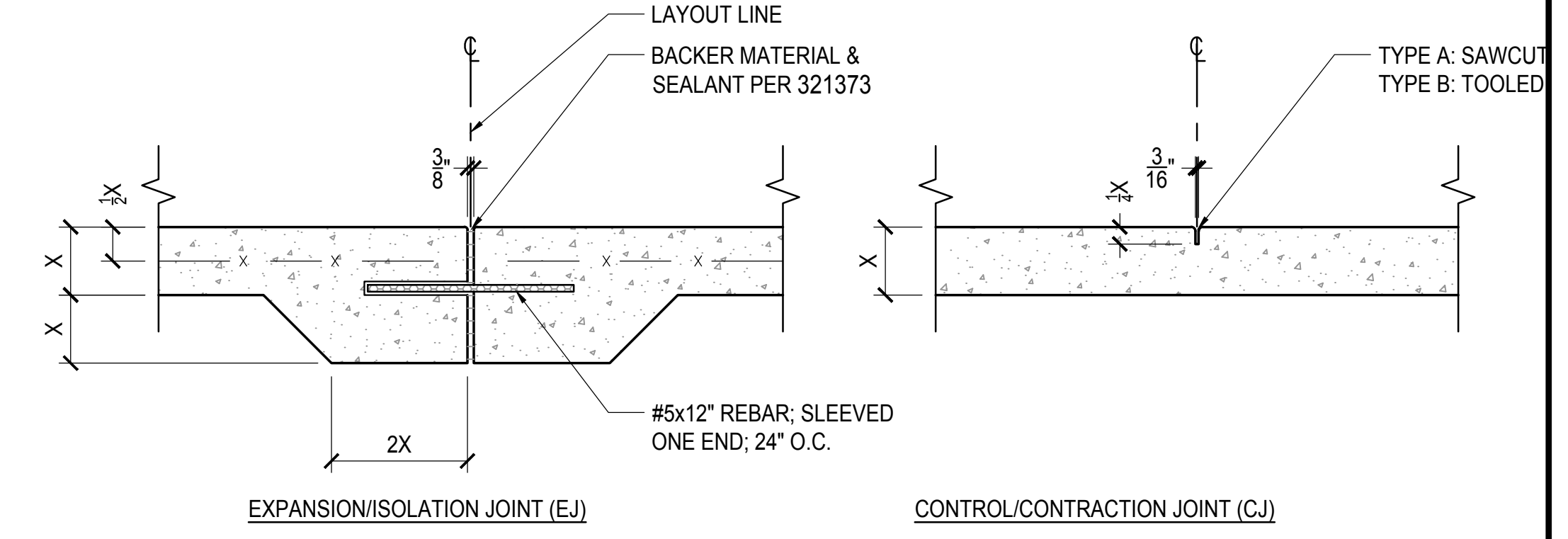
1	ADDENDUM 1	AUGUST 24, 2018
FOR BID		
		AUGUST 8, 2018
No.	Description	Date
Revisions		
Project Number:	16064.01	
Scale:	AS SHOWN	
Drawn By:	DN	
Checked By:		
Date:	AUGUST 8, 2018	
Sheet No.	L302	



- NOTES:
- TYPE A: PROVIDE COLORANT AND STAMPED PATTERN. REFER TO PRODUCT SCHEDULE.
 - TYPE B: MEDIUM BROOM FINISH; SWEEP PERPENDICULAR TO DIRECTION OF TRAVEL; NO COLORANT.
 - REFER TO 2/L302 FOR JOINT TYPES.

1 CONCRETE PAVING

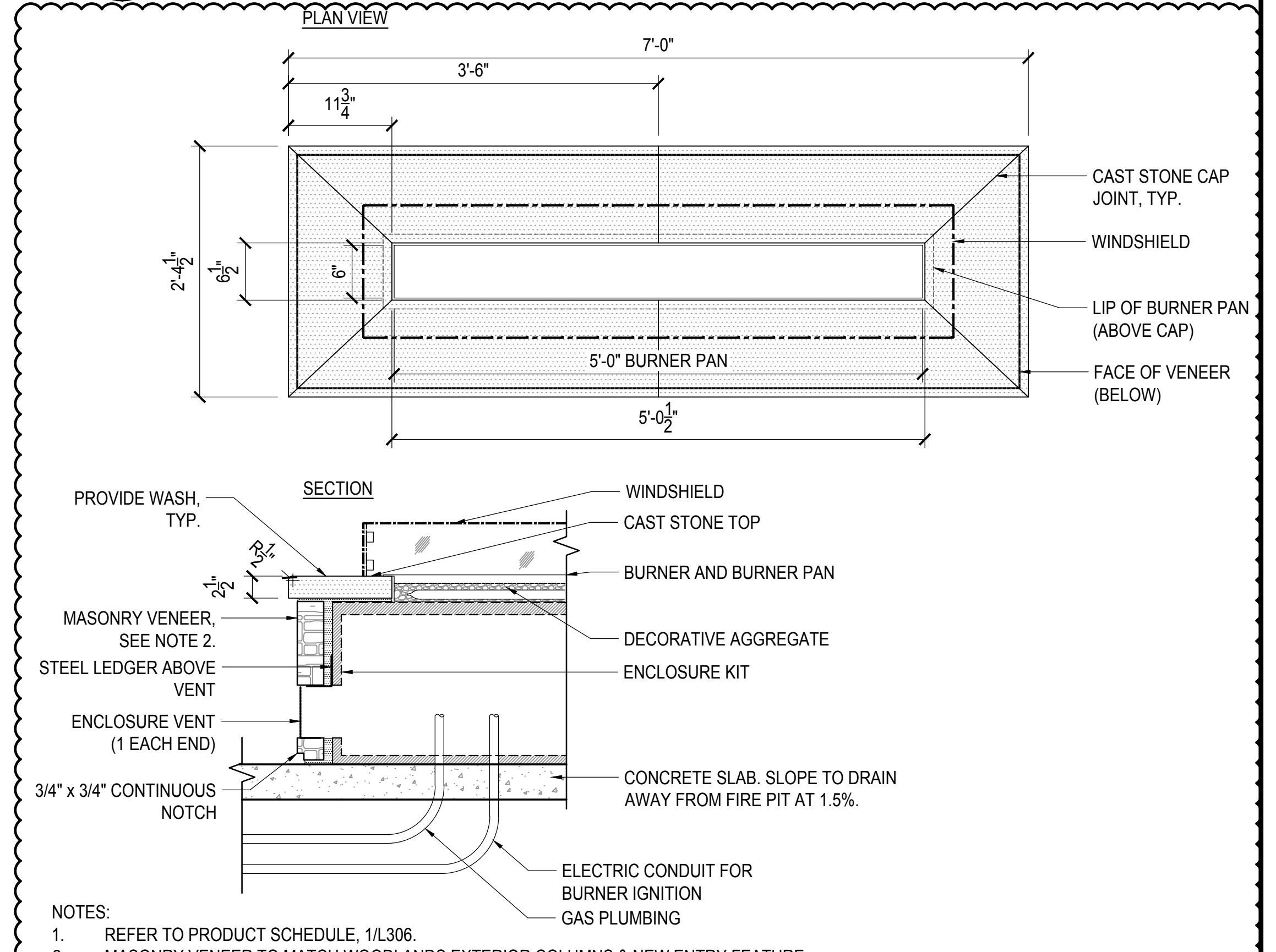
1 1/2" = 1'-0"



- NOTES:
- INSTALL CONTROL JOINTS AT EQUAL INTERVALS OF 5'-0" EACH WAY UNLESS OTHERWISE INDICATED.
 - INSTALL EXPANSION JOINTS @ 20'-0" INTERVALS MAX. EACH WAY, UNLESS OTHERWISE INDICATED, AND WHERE SLAB MEETS ANY ADJACENT STRUCTURE.
 - TOOL EXPANSION JOINT & TOOLED CONTRACTION JOINT EXPOSED EDGES W/ $\frac{3}{16}$ " RADIUS.
 - INSTALL SELF-LEVELING SEALANT AT EJ'S OR TOOL PER 321373 FLUSH W/ ADJACENT FG.

2 CONCRETE JOINTING

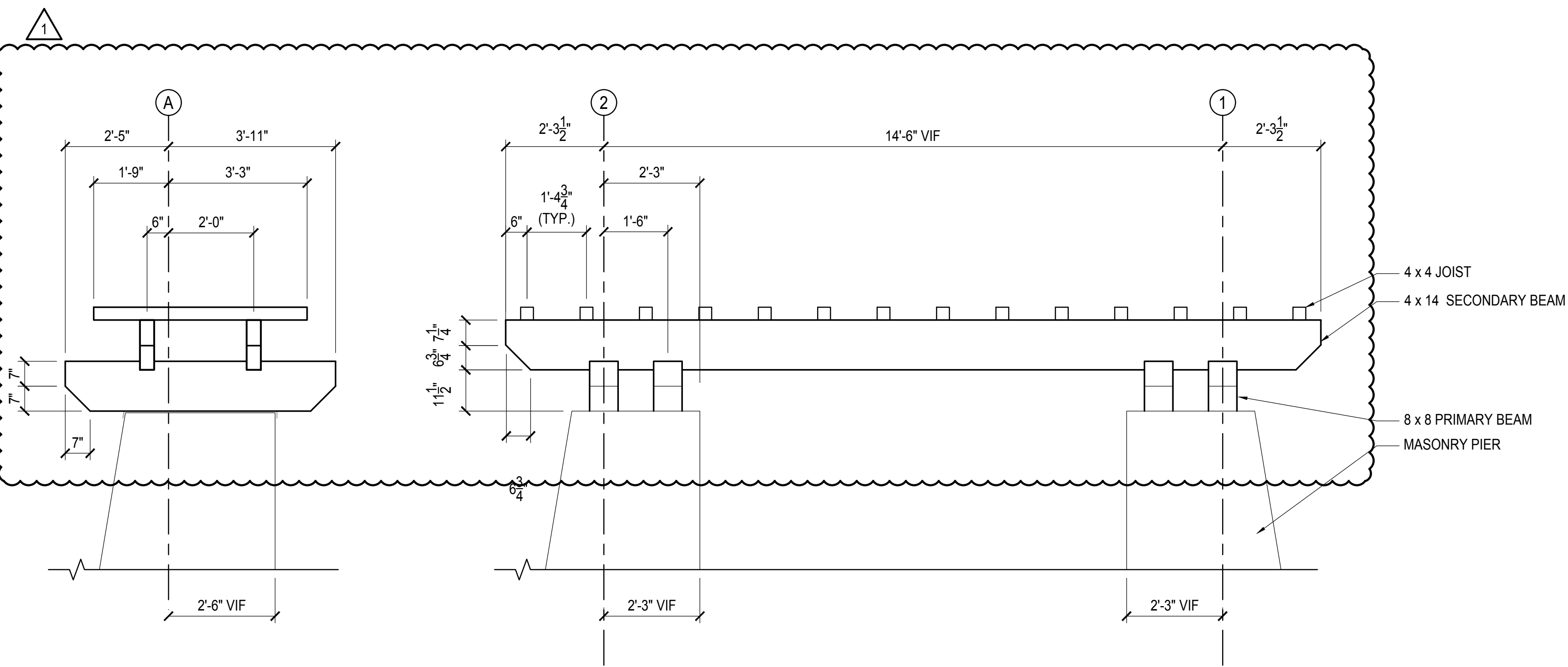
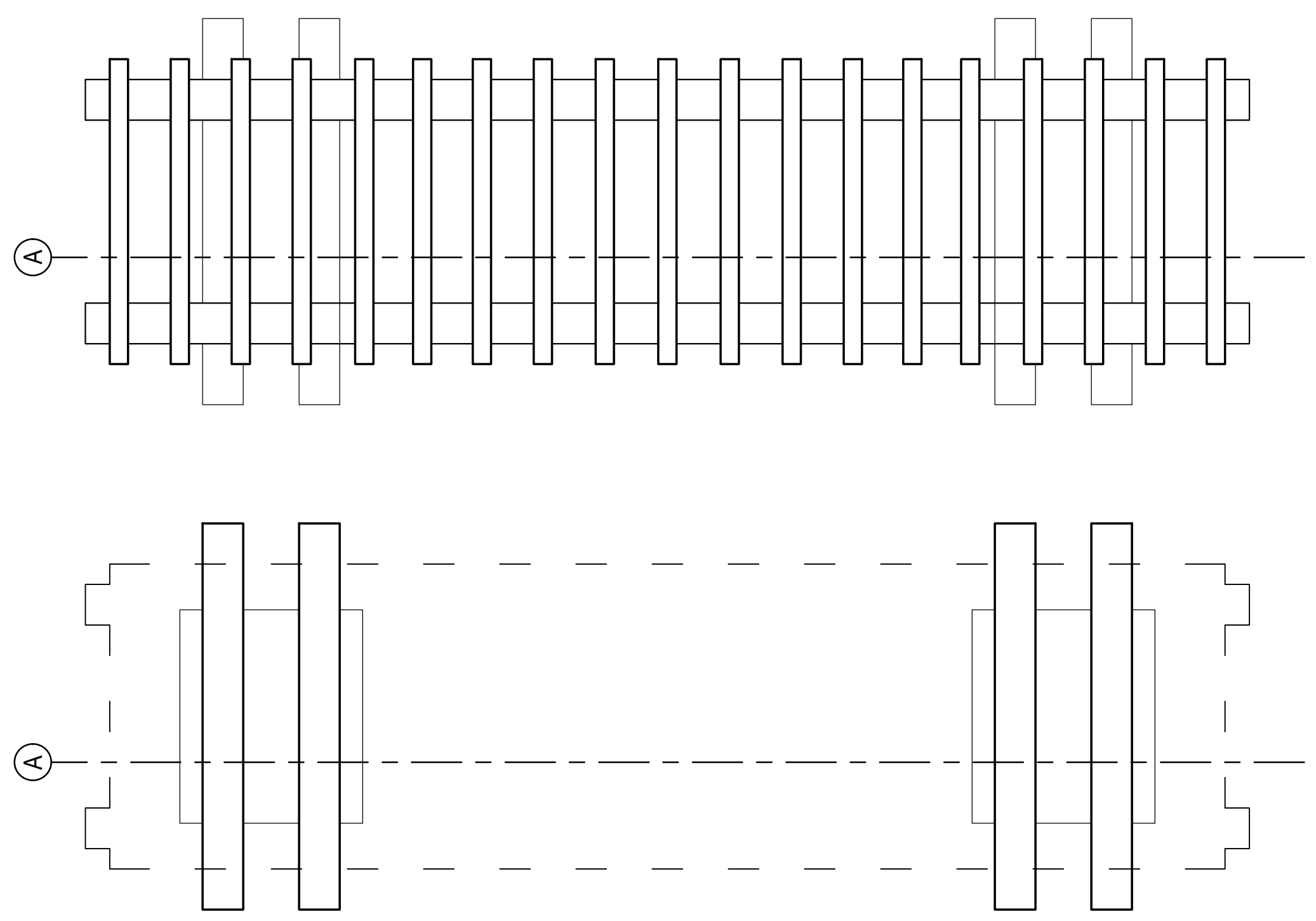
1 1/2" = 1'-0"



- NOTES:
- REFER TO PRODUCT SCHEDULE, 1/L306.
 - MASONRY VENEER TO MATCH WOODLANDS EXTERIOR COLUMNS & NEW ENTRY FEATURE.

4 FIRE PIT

1" = 1'-0"



- NOTES:
- ARBOR CONSTITUTES A DELEGATED DESIGN. PROVIDE SHOP DRAWINGS FOR STRUCTURE DEPICTED HEREIN, INCLUDING ANCHORAGE DEVICES, SEALED BY A VA-LICENSED STRUCTURAL ENGINEER FOR REVIEW AND ADJUSTMENT PRIOR TO FABRICATION.
 - ARBOR STRUCTURAL ELEMENTS ARE MANUFACTURER'S STANDARD WOOD / CEDAR.
 - FINISH ALL EXPOSED ENDS TO MATCH FACES AND FINISHED EDGES.
 - PROVIDE STAINLESS STEEL CONCEALED FASTENERS.

3 ARBOR 1

1/2" = 1'-0"

ALGONKIAN WOODLAND ENTRANCE

LOUDOUN COUNTY, VIRGINIA

CONSTRUCTION DETAILS

FOR BID AUGUST 8, 2018

No. Description Date

Revisions

Project Number: 16064.01

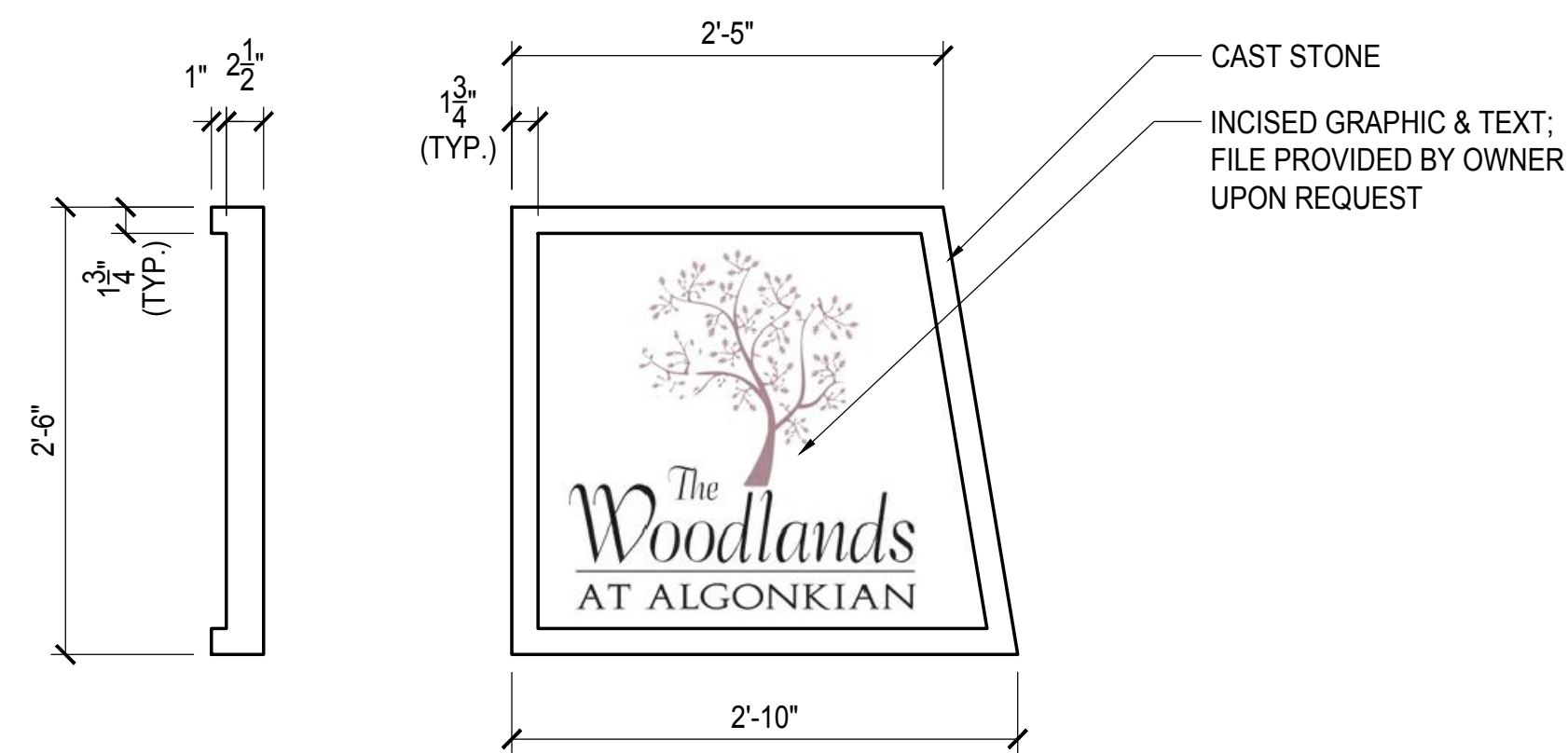
Scale: AS SHOWN

Drawn By: DN

Checked By:

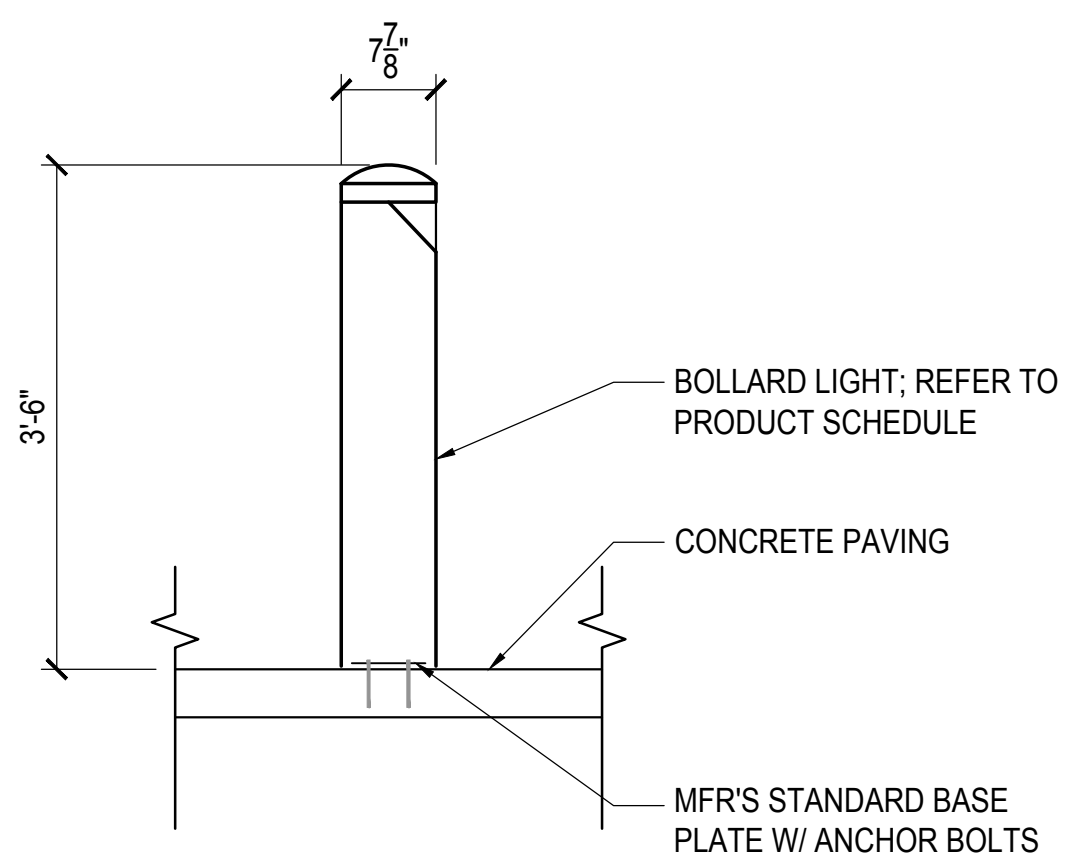
Date: AUGUST 8, 2018

Sheet No. **L303**



2 ENTRANCE SIGN PANEL

1" = 1'-0"

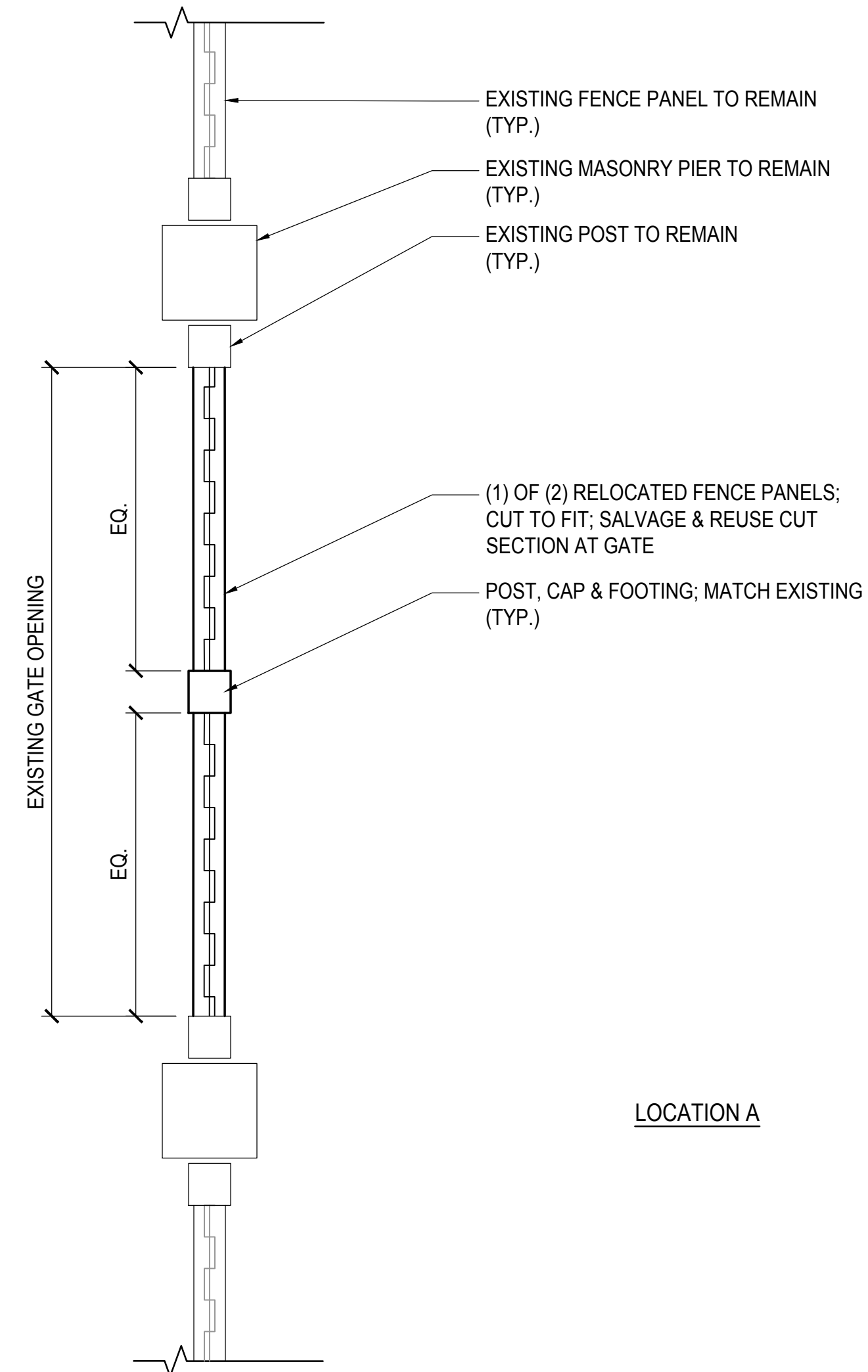


NOTES:

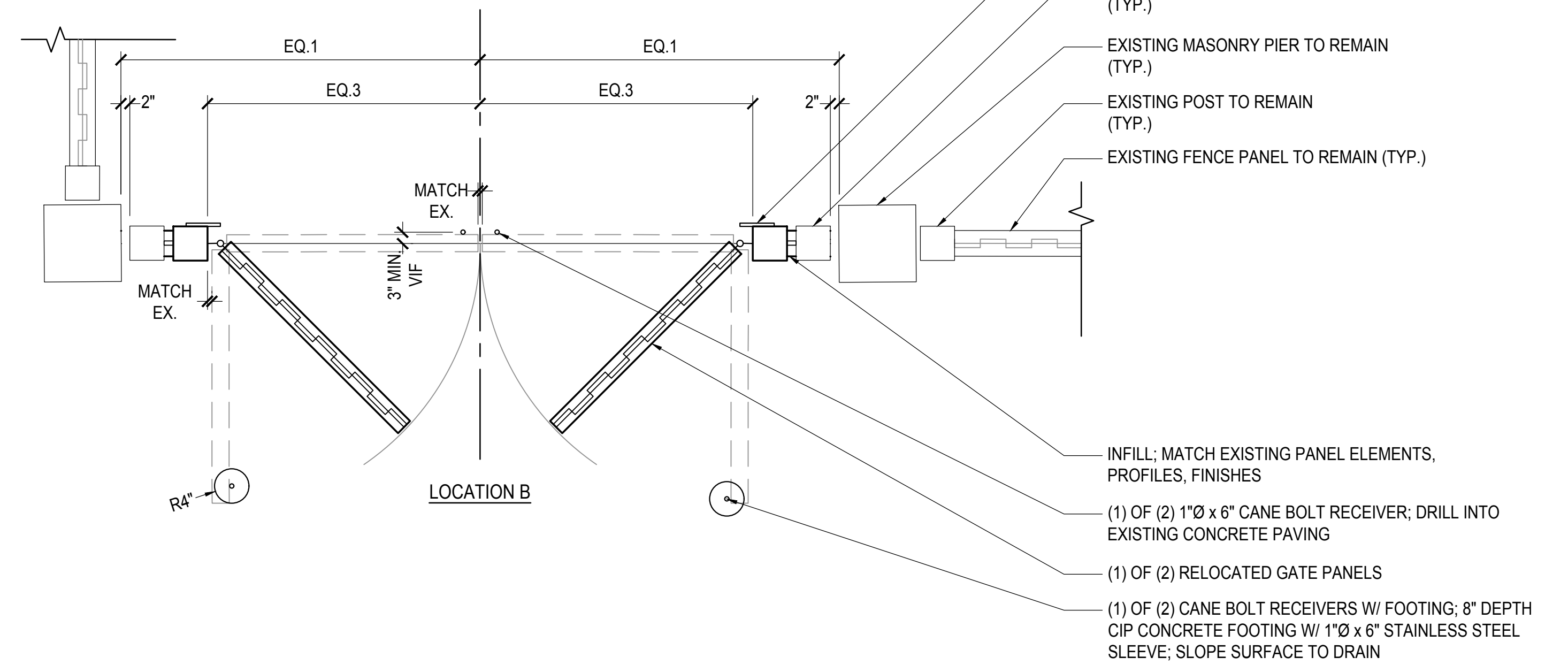
1. DETAIL IS FOR GENERAL MOUNTING REQUIREMENTS. REFER TO SITE ELECTRICAL PLANS FOR ELECTRICAL REQUIREMENTS.
2. STUB OUT LIGHTS PRIOR TO PLANTING INSTALLATION. STAKE IN FIELD FOLLOWING PLANTING FOR ARCHITECT'S REVIEW AND ADJUSTMENT.
3. ORIENT LIGHT TOWARD SIDEWALK.
4. PROVIDE INTERNAL DRIVERS OR SHOP DRAWINGS INDICATING PROPOSED LOCATIONS FOR ARCHITECT'S REVIEW AND ADJUSTMENT.

3 BOLLARD LIGHT

3/4" = 1'-0"



LOCATION A



LOCATION B

NOTES:

1. REMOVE AND SALVAGE EXISTING FENCE PANELS FROM LOCATION B. REPAIR, REFINISH, AND INSTALL AT LOCATION A.
2. REMOVE AND SALVAGE EXISTING GATE PANELS FROM LOCATION A. REPAIR, REFINISH, AND INSTALL AT LOCATION B.
3. DEMO AND REMOVE INTERMEDIATE POSTS, GATE KEEPERS, AND FOOTINGS.
4. REPAIR & REFINISH EXISTING ADJACENT POSTS TO REMAIN.
5. NEW MATERIALS, FINISHES, PROFILES SHALL MATCH EXISTING.
6. PROVIDE NEW 3/4" x 36" HEAVY DUTY GALVANIZED STEEL CANE BOLTS W/ SEPARATE RETAINER HARDWARE. MODIFY EXISTING GATE FRAME, AS APPROVED BY ARCHITECT.
7. REUSE EXISTING GATE HINGES.
8. SET CANE BOLT RETAINER SLEEVES TO HOLD EACH GATE PANEL PARALLEL TO FENCE CENTERLINE IN CLOSED POSITIONS & AT 90° IN OPEN POSITION. ADJUST HINGES AND SPACING AS NECESSARY TO PROVIDE INDICATED RANGE OF MOTION WITHOUT DAMAGE.
9. DO NOT WELD GALVANIZED ELEMENTS.
10. NEW CONSTRUCTION CONSTITUTES A DELEGATED DESIGN. PROVIDE SHOP DRAWINGS SEALED BY A VIRGINIA-LICENSED STRUCTURAL ENGINEER.

1 GATE RELOCATION

1/2" = 1'-0"

ALGONKIAN WOODLAND ENTRANCE

LOUDOUN COUNTY, VIRGINIA

CONSTRUCTION DETAILS

FOR BID AUGUST 8, 2018

No. Description Date

Revisions

Project Number: 16064.01

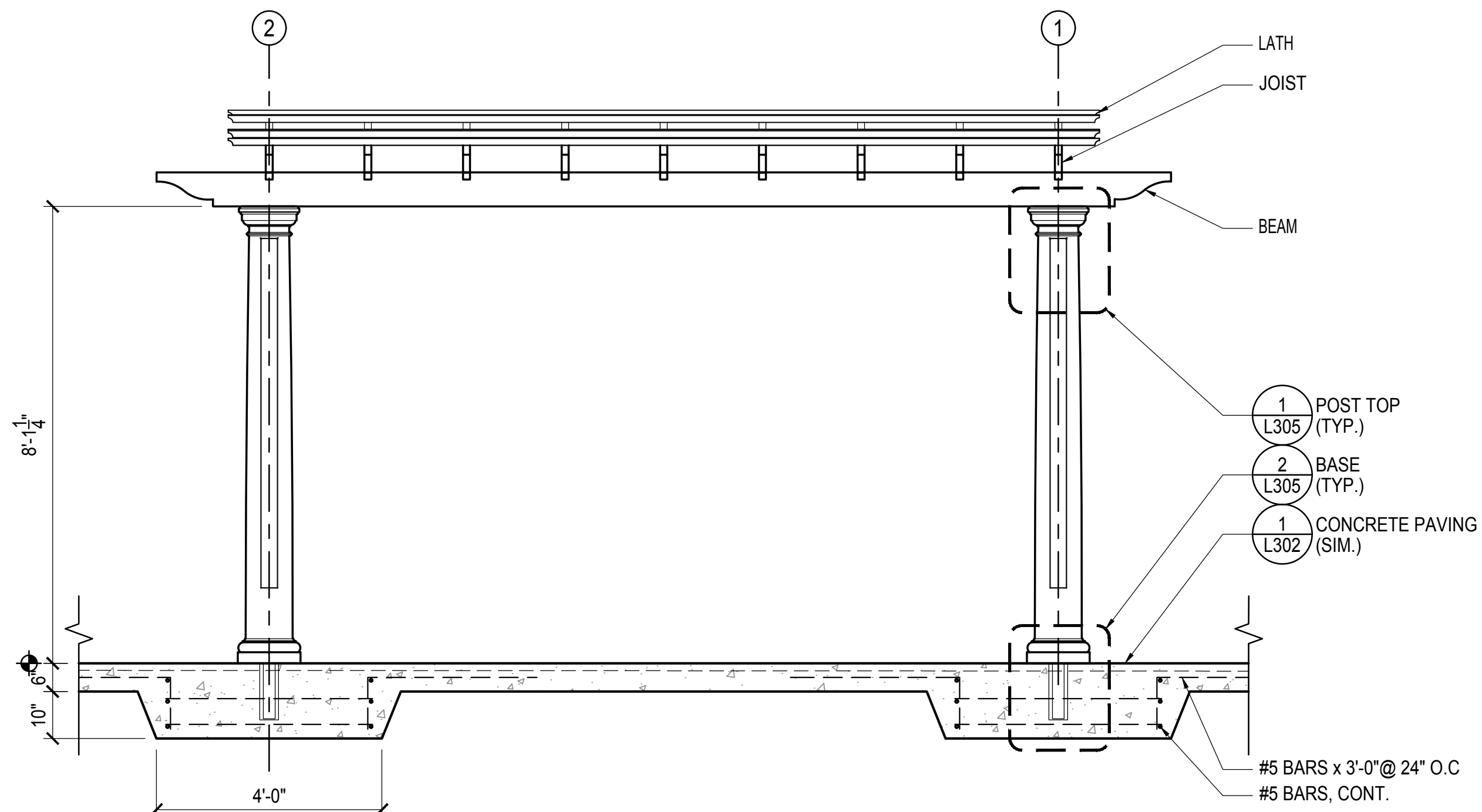
Scale: AS SHOWN

Drawn By: DN

Checked By:

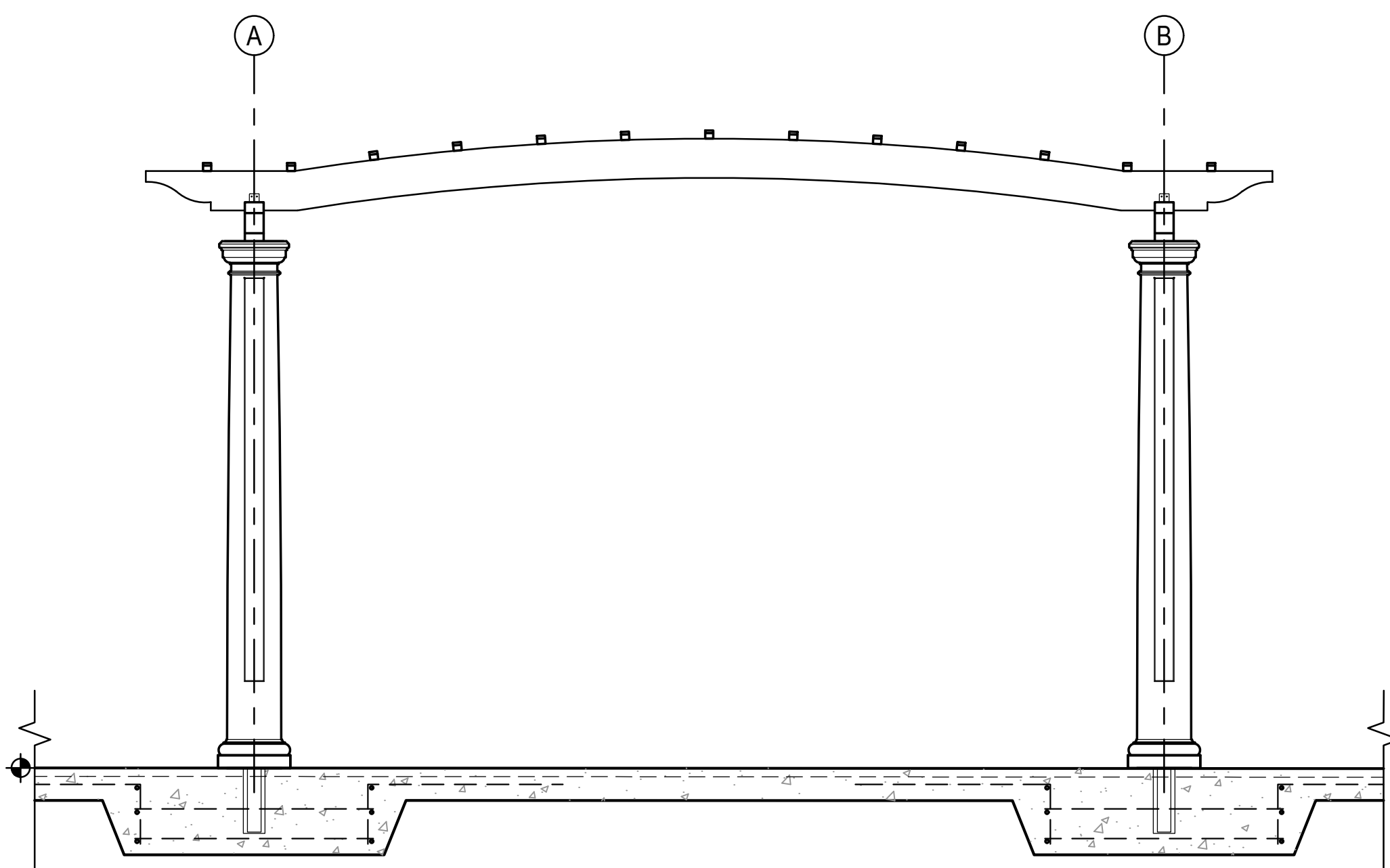
Date: AUGUST 8, 2018

Sheet No. L304

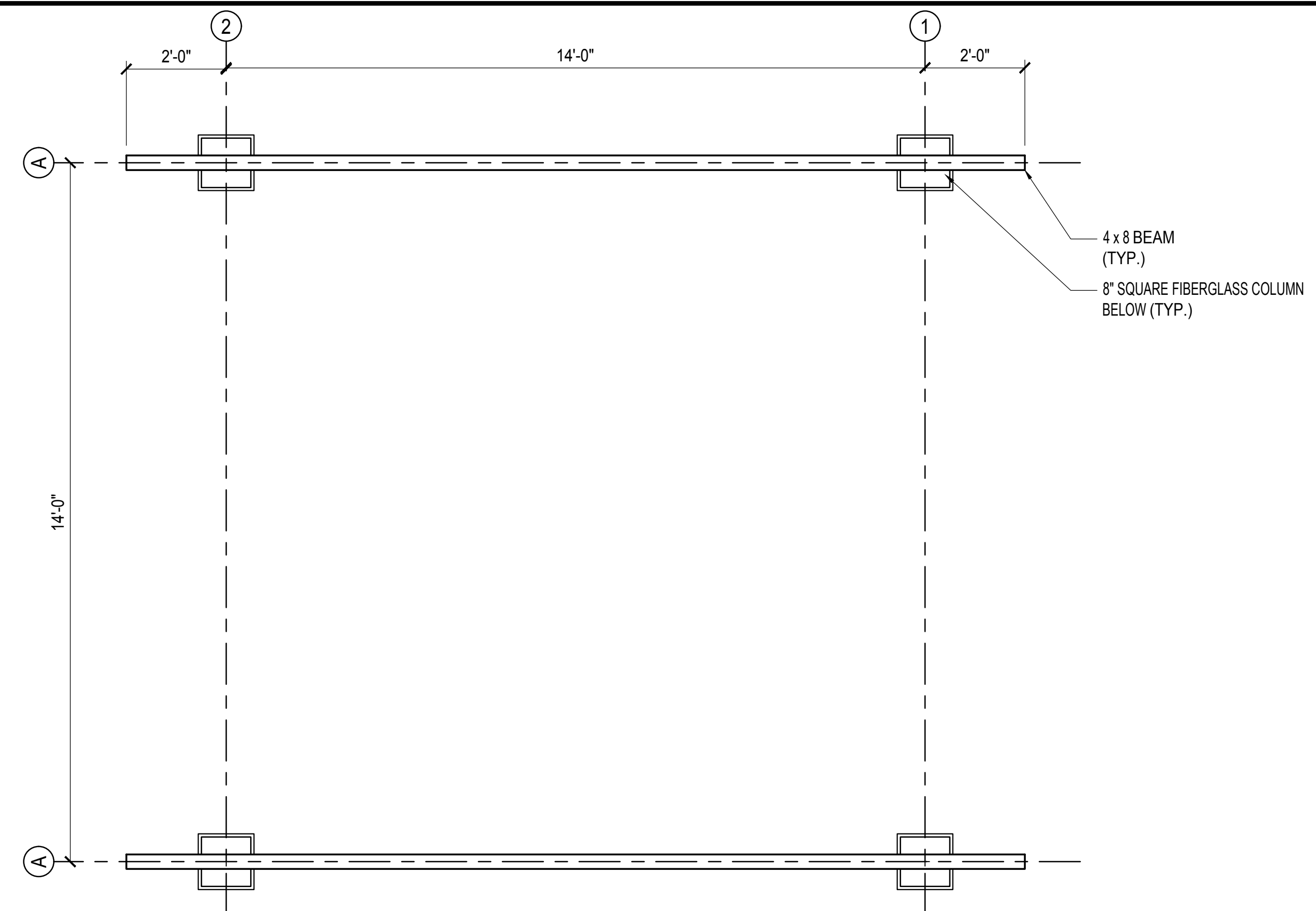


NOTES
1. FOOTINGS, REINFORCEMENT AND RELATED CONDITIONS CONSTITUTE A DELEGATED DESIGN. REQUIREMENTS SHOWN ARE APPROXIMATE. PROVIDE SHOP DRAWINGS SEALED BY A VIRGINIA-LICENSED STRUCTURAL ENGINEER.

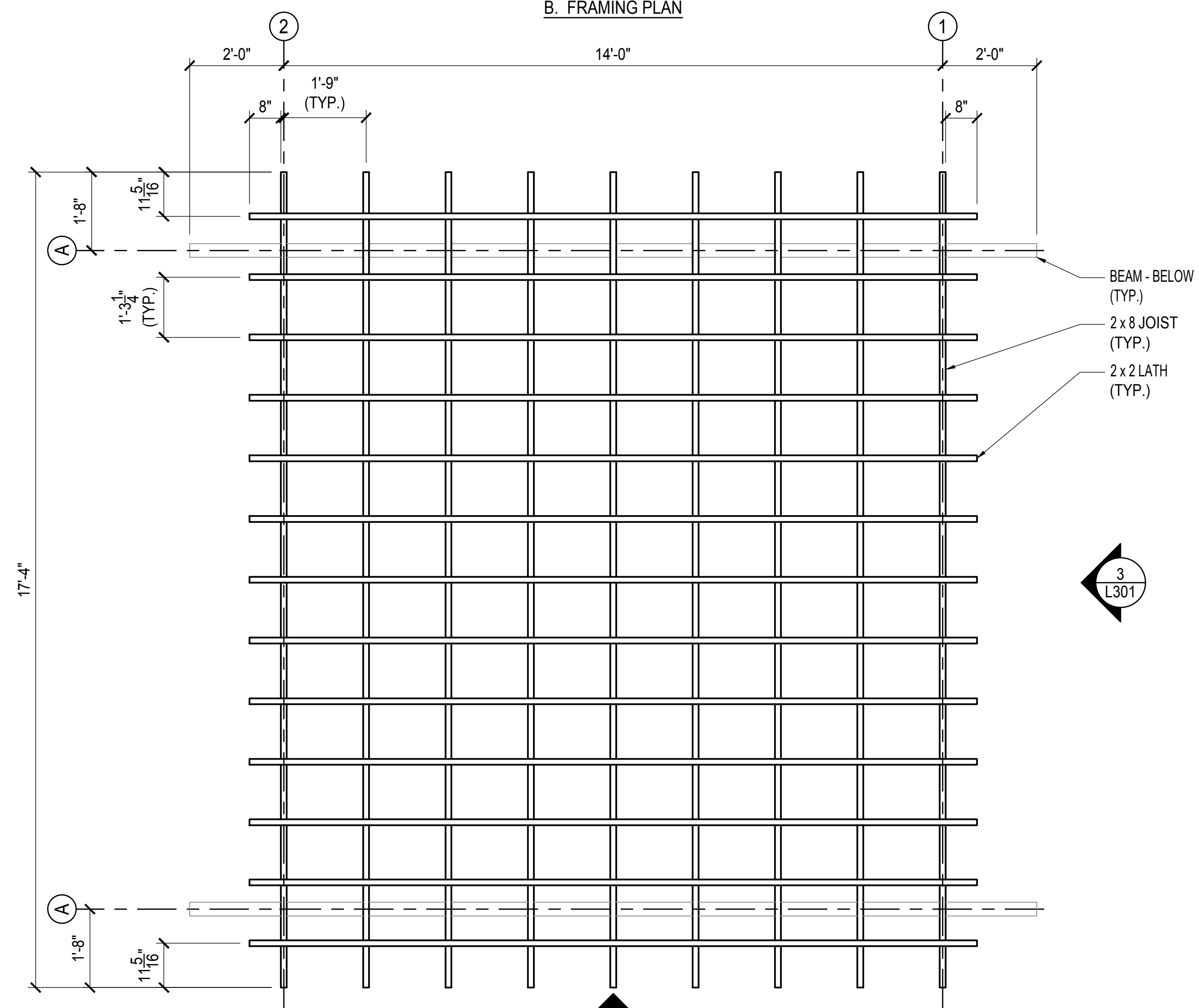
2 PERGOLA
1/2" = 1'-0"



3 PERGOLA
1/2" = 1'-0"



B. FRAMING PLAN



A. FRAMING PLAN

NOTES:
1. PERGOLA DESIGN IS BASED ON A SPECIFIC PRODUCT. REFER TO PRODUCT SCHEDULE.

1 PERGOLA
1/2" = 1'-0"

ALGONKIAN WOODLAND ENTRANCE

LOUDOUN COUNTY, VIRGINIA

CONSTRUCTION DETAILS

1 ADDENDUM 1 AUGUST 24, 2018

FOR BID AUGUST 8, 2018

No. Description Date

Revisions

Project Number: 16064.01

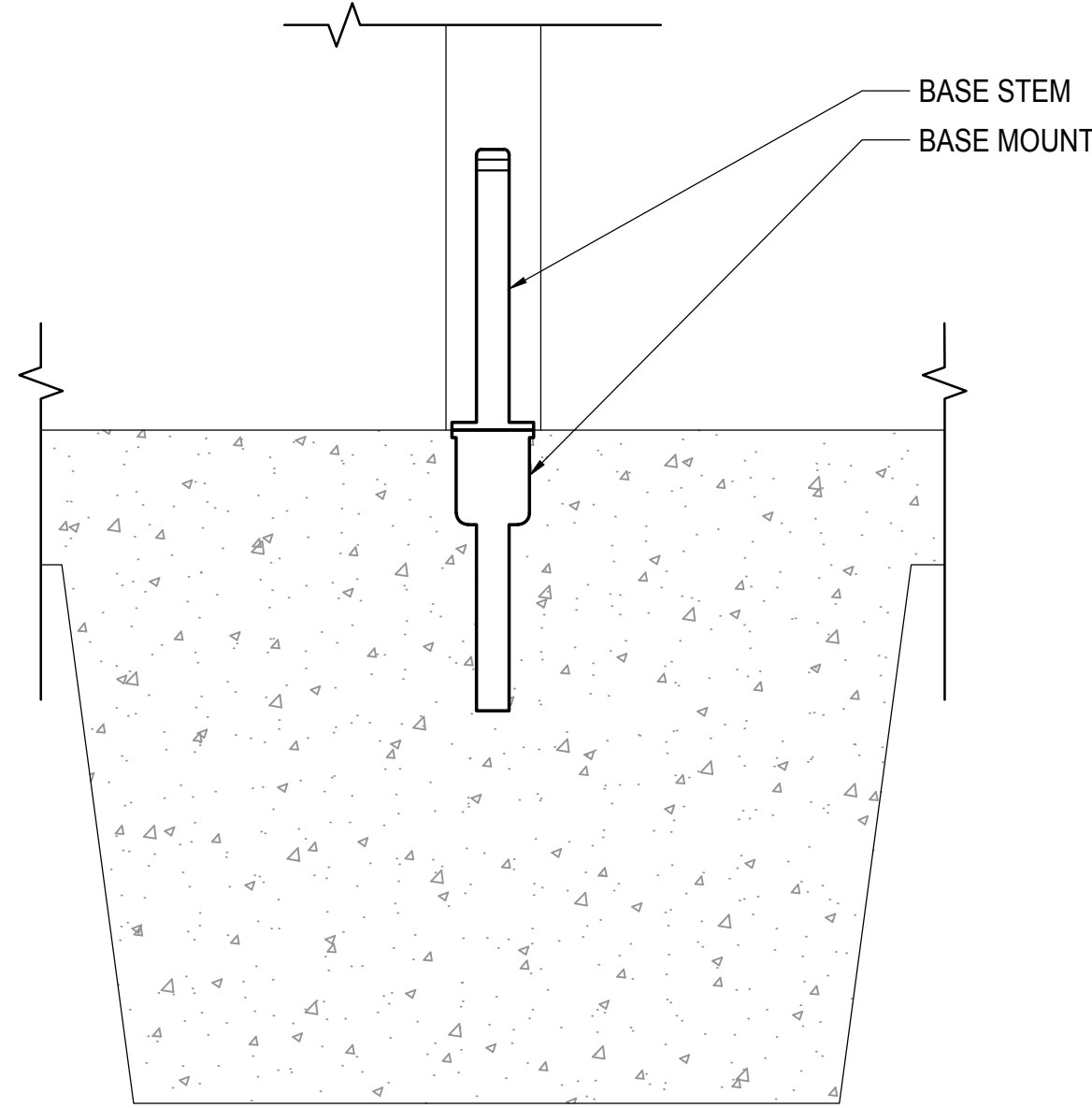
Scale: AS SHOWN

Drawn By: DN

Checked By:

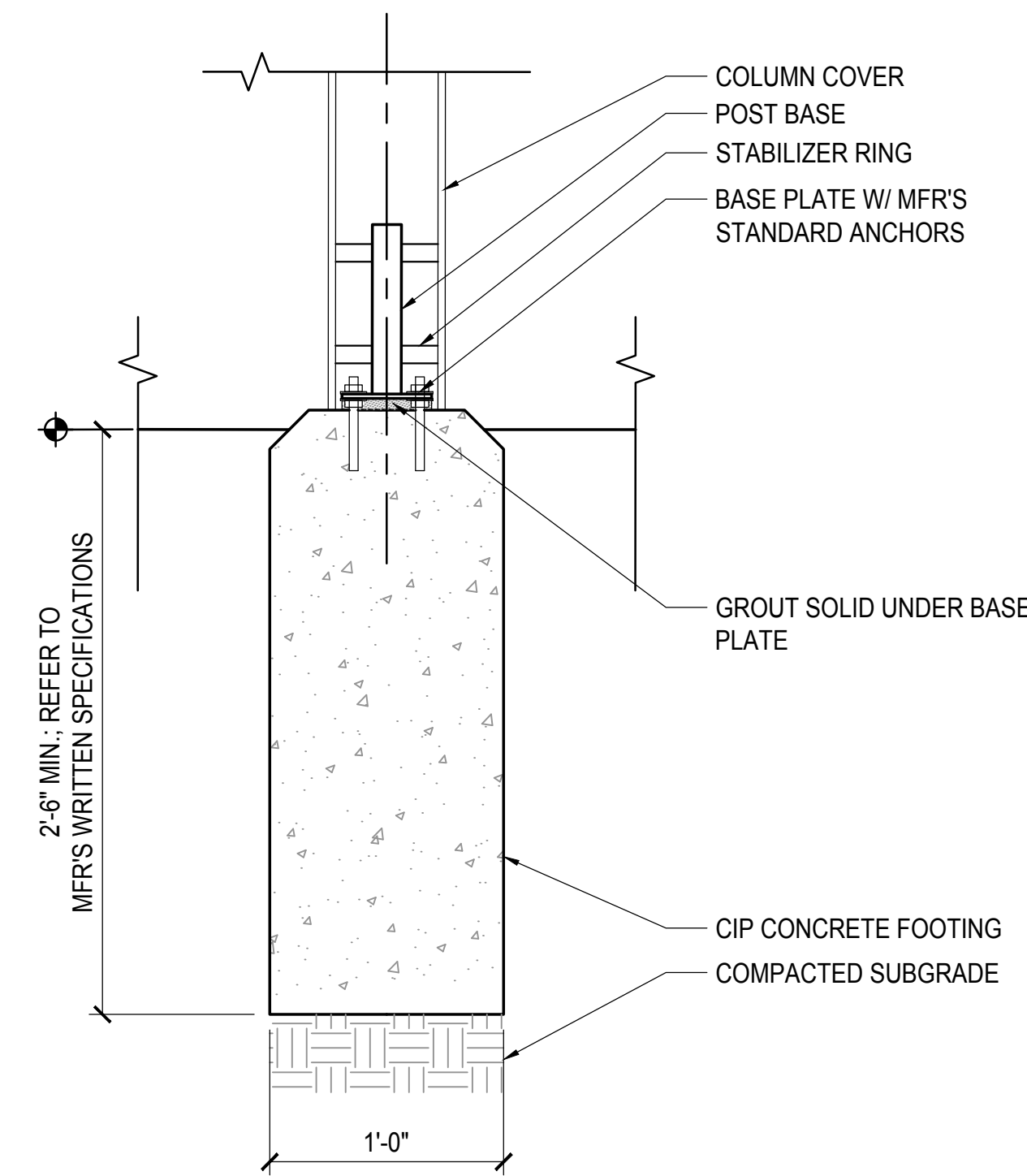
Date: AUGUST 8, 2018

Sheet No. **L305**

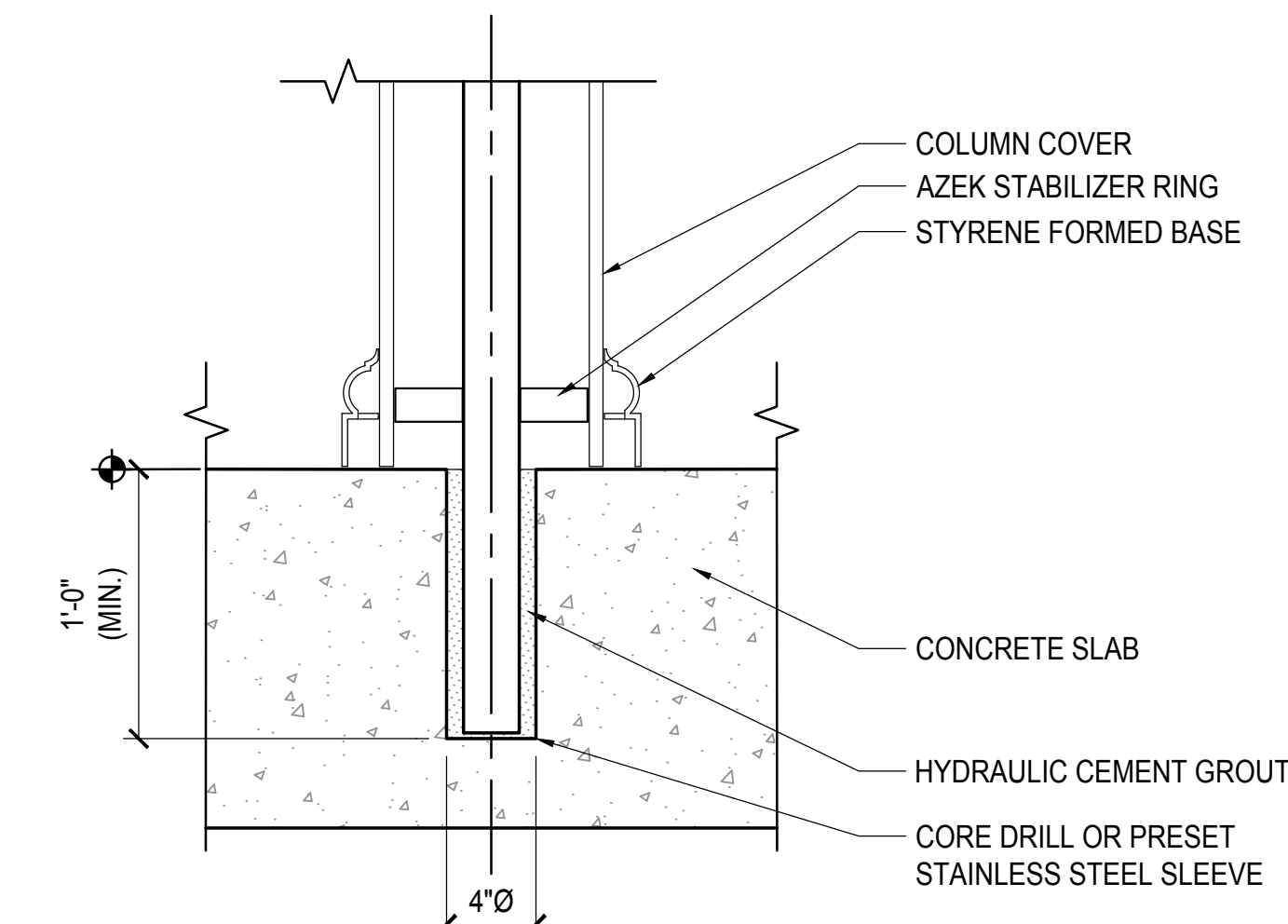



- NOTES:
1. INSTALL BASE MOUNT PER MFR'S WRITTEN SPECIFICATIONS.

5 BASE
1-1/2" = 1'-0"



3A FOOTING
1-1/2" = 1'-0"



- NOTE:
1. INSTALL PER MFR'S WRITTEN SPECIFICATIONS.

2 BASE
1-1/2" = 1'-0"

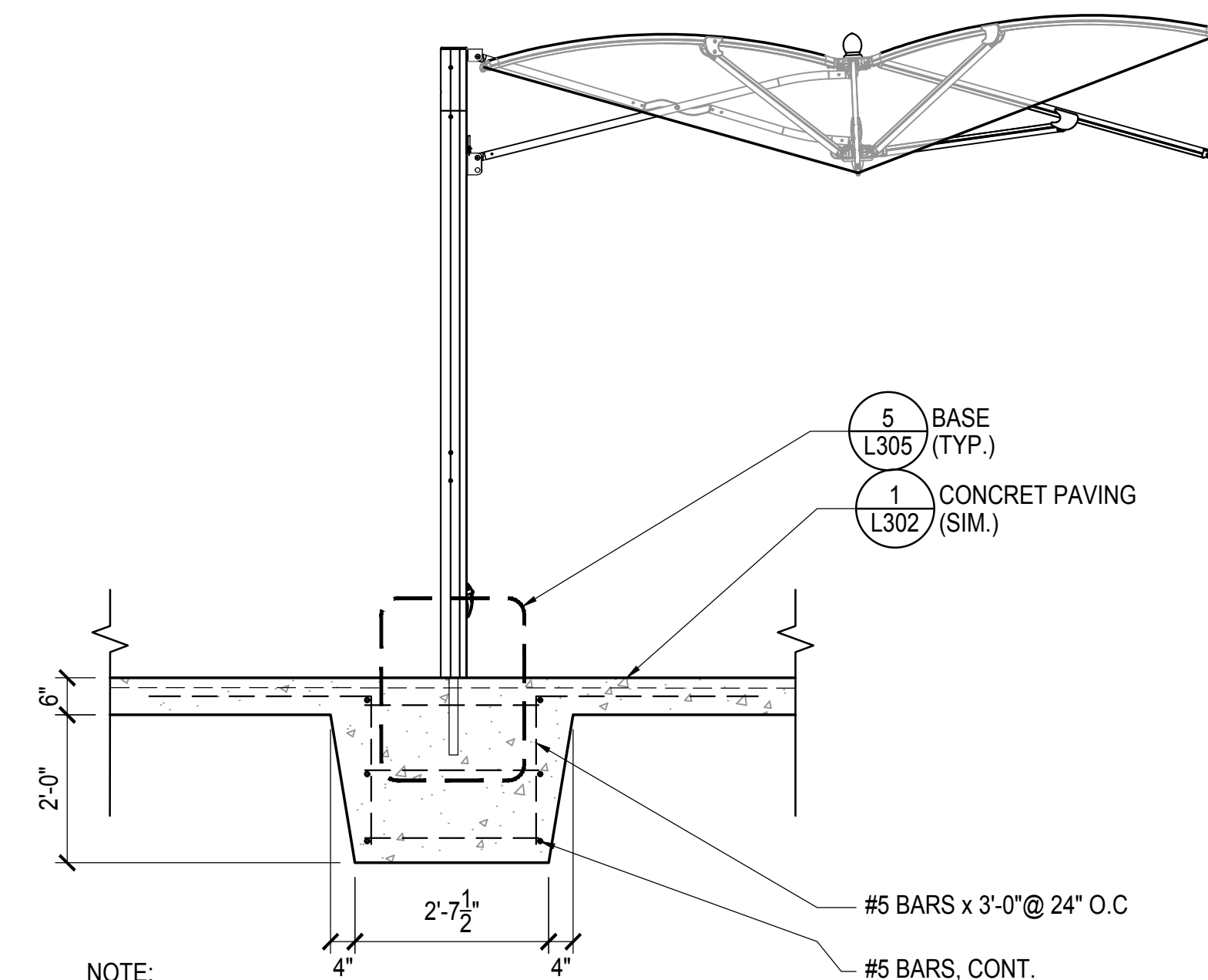


- NOTES:
1. STYLE FOR NEW DIRECTIONAL SIGNS DEPICTED ABOVE.
2. TEXT FOR NEW DIRECTIONAL SIGN LISTED BELOW.
3. PROVIDE SHOP DRAWING SHOWING ALL PROPOSED PANEL SIGN ELEVATIONS AND LOCATIONS FOR APPROVAL PRIOR TO FABRICATION.

← BOAT RAMP, SHELTERS 3 & 4, AND SOCCER FIELDS

↑ THE WOODLANDS GOLF COURSE PARK OFFICE

6 DIRECTIONAL SIGN



- NOTE:
1. REFER TO PRODUCT SCHEDULE.
2. FOOTINGS, REINFORCEMENT AND RELATED CONDITIONS CONSTITUTE A DELEGATED DESIGN. REQUIREMENTS SHOWN ARE APPROXIMATE. PROVIDE SHOP DRAWINGS SEALED BY A VIRGINIA-LICENSED STRUCTURAL ENGINEER.

4 UMBRELLA
1/2" = 1'-0"



- NOTE:
1. REFER TO PRODUCT SCHEDULE.
2. REFER TO 3A/L305 FOR FOOTING.

3 ARBOR 2

DESIGNATION	MANUFACTURER	MODEL	SIZE	FINISH	COLOR	OTHER
FURNISHINGS						
FIREPIT ENCLOSURE KIT	FIREGEAR OUTDOORS; 888-699-6167	ANF-L74	74" x 18.5" HT x 24"	MFR'S STANDADRD	N/A	PROVIDE PROPANE KIT; ELECTRONIC IGNITION; SERVICE VALVE IN BASE; REMOTE ACTIVATION SWITCH/TIMER IN LOCKING BOX MOUNTED ON ADJACENT BUILDING, AS DIRECTED; REMOTE EMERGENCY CUT-OFF SWITCH NEXT TO BOX, AS DIRECTED
FIREPIT BURNER KIT		LOF-60TMSI-N, LINE OF FIRE T-BURNER SYSTEM	62.5" x 8.5" W/ LIP	MRF'S STANDARD	MFR'S STANDARD	PROVIDE LOF-BOPO-LP21 LP CONVERSION KIT. PROVIDE E-STOP SAFETY TIMER.
FIREPIT ENCLOSURE VENTS		VENT-KIT-6x12	6"x12" NOMINAL	MFR'S STANDARD	MFR'S STANDARD	PROVIDE ONE CENTERED AT BOTTOM ON EACH SHORT DIMENSION
FIREPIT BURNER MEDIA		VOLCANIC ROCK	MFR'S STANDARD	MFR'S STANDARD	MFR'S STANDARD	
FIREPIT DECORATIVE AGGREGATE		GL=BLACK 1/2-3/4" LARGE BROKEN GLASS	MFR'S STANDADRD	MFR'S STANDARD	BLACK	40 LBS FOR THIS BURNER SIZE; BURNER MEDIA NOT REQUIRED FOR BURNER MODEL LOF-60
FIREPIT WINDSHIELD	HEARTH PRODUCTS CONTROLS; 877-585-9800	WG67X15-L	65"x15"x6" HT.	MFR'S STANDADRD	N/A	
FIREPIT VENEER	MATCH WOODLANDS EXTERIOR COLUMNS & NEW ENTRANCE FEATURE.					
FIREPIT TOP	PROVIDE CAST STONE MASONRY TOP 3" THICK TO MATCH FIREPIT ENCLOSURE WITH 1" OVERHANG ALL SIDES AND BURNER OPENING W/ LIP PLUS 1/2" CLEAR					
PLANTER	TOURNESOL SITEWORKS; 800-542-2282	VCS-2400	i: 23.5" x 21" x 23.75"	SANDBLAST	TBD	PROVIDE IRRIGATION INSERT CWM-1114-2k
		VCS-3000	ii: 30.5" x 27" x 29.5"			PROVIDE IRRIGATION INSERT CWM-1720-2k
		VCS-4200	iii: 42.5" x 39.5" x 33"			PROVIDE IRRIGATION INSERT CWM-1720-4k
SECTIONAL & CHAIR	N.I.C. - TO BE PROVIDED BY OWNER					
TRASH RECEPTACLE	N.I.C. - TO BE PROVIDED BY OWNER					
UMBRELLA	TUUCI; 305-634-5116	MANTA CANTILEVER	10' x 10'	POWDERCOAT	FRAME: ASH GREY FABRIC: SUNBRELLA NATURAL 4604-0000	FOR EACH UMBRELLA, PROVIDE (1) FINIAL, (1) BASE MOUNT, (1) BASE STEM
UMBRELLA FINIAL		MAX ACORN		MATCH FRAME	MATCH FRAME	
UMBRELLA BASE MOUNT		STAINLESS STEEL IN-GROUND SECURITY MOUNT	MFR'S STANDARD	N/A	N/A	
UMBRELLA BASE STEM		STAINLESS STEEL MAX SECURITY STEM		N/A	N/A	
LIGHTING						
BOLLARD LIGHT	SELUX; CHESAPEAKE LIGHTING ASSOC. INC.; (301) 332-8000	NOTCH LED BOLLARD; NT-3.5-LG4700-30-SP-VOLTAGE-HL	42" HT.	MFR'S STANDARD	SILVER	PROVIDE TIMER TO CONTROL ACTIVATION AND HI-LOW SWITCHING
PAVING						
COLORANT	BUTTERFIELD COLOR; 800-282-3388	SELECT GRADE ANTIQUING RELEASE SGR12	N/A	N/A	R24 FRENCH CREAM	PROVIDE MOCKUPS OF NOT LESS THAN (3) DIFFERENT APPLICATION RATES FOR ARCHITECT'S SELECTION; ADDITIONAL MOCKUPS MAY BE REQUIRED BASED ON THE INITIAL MOCKUP
TEXTURE MAT		BLUESTONE	N/A	TEXTURE MAT	N/A	
MISCELLANEOUS						
ARBOR 1	WALPOLE WOODWORKERS; 800-343-6948	CUSTOM, AS INDICATED / WOOD CEDAR		MFR'S STANDARD	MATCH PERGOLA	
ARBOR 2		GARDEN ARBOR 796112 / WOOD CEDAR	6'-0" WIDTH	MFR'S STANDARD	MATCH PERGOLA	
PERGOLA		ARCH-TOP 795396SQRP / WOOD CEDAR	12'x12'	MFR'S STANDARD	DARK BROWN STAIN TO BE SELECTED BY OWNER	

1 PRODUCT SCHEDULE

2 GENERAL NOTES

- REFER TO PRODUCT SCHEDULE 1/306
- PROVIDE MOCKUPS, SHOP DRAWINGS, PRODUCT DATA, AND FINISH SAMPLES FOR ARCHITECT'S REVIEW AND APPROVAL PRIOR TO FABRICATION/CONSTRUCTION.
- MAKE ALL WELDED CONNECTIONS AND GRIND SMOOTH PRIOR TO FINISHING. FIELD WELDING IS PROHIBITED.

ALGONKIAN WOODLAND ENTRANCE

LOUDOUN COUNTY, VIRGINIA

CONSTRUCTION DETAILS

1	ADDENDUM 1	AUGUST 24, 2018
	FOR BID	AUGUST 8, 2018

No.	Description	Date
Revisions		

Project Number: 16064.01
Scale: AS SHOWN
Drawn By: DN
Checked By:
Date: AUGUST 8, 2018

Sheet No. L306