



Meadowlark's
Winter Walk of Lights

Meadowlark's Winter Walk of Lights Design Installation Specifications 2023 Season

9750 Meadowlark Gardens Court

Vienna, VA 22182

Show Description

Meadowlark's Winter Walk of Lights (WWOL) is a walk-thru light show that utilizes $\frac{3}{4}$ of a mile of Meadowlark Botanical Gardens paved trails. It consists of over a million LED lights on trees, custom made frames and a musical light show. In past years the show has had as many as 80-90,000 visitors during its six week run. The show runs from mid-November until the first week of January.

General Information

- Set up is between September 30th and October 20th.
 - Meadowlark provides all lights.
 - Lights will be staged daily in work areas.
 - All lights should be tested as they are put up.
 - Meadowlark staff will provide power at the working areas either with plugs or generators.
- Lamp cord will be provided to run up each trunk.
 - NO more than 15 strands of lights will be connected end to end.

General Information

- Trees will be flagged and numbered for reference to master list which notes all décor information.
- Copies of a Master list and Master Map will be provided to the foreman.
- A foreman should be onsite at all times during the work and will serve as the liaison to the park staff.
- It is the responsibility of the contracted team to clean up and leave an organized area at the end of each day.

General Information

- Lifts, ladders and all required safety equipment are to be provided by the contractor.
- Lift users are required to be in compliance of all safety standards at all times.
 - Some areas are off limits to lifts.

WWOL Set Up Map



Map Zone 6A

- 4 trees
- 5 Trunks
- 1 Trunk and Limb wrapped
- 3 Trunk wrap
- 30-40 feet



- Full Trunk to 35 feet
- Limb Wrap to 35 feet and as far as possible



- Full Trunk to 35 feet
- Other trees will be uplit in house

Zone 6A

Sample Pictures
from previous
years. Changes
have been made
to design




Map Zone 8

- 8 trees
- 8 Trunks
- 4 Trunk wrap
- 4 Bungee Drop lines

Zone 8 Pines



- Trunk wrap trees to 30'
- Limbs on tree 12



Zone 8- Deciduous Trees

- Bungee with dropped lines of RGB lights






Zone 9 Bridge End

Bungee line drop
alternating red and white

Zone 9 Hosta Garden

Trunk and limb wrap to
25-30 feet



Zone 9 Walnut Grove
6 Walnut Trees
Trunk wrap to 30+ feet



Zone 9A


2 Trees

3 trunks

Trunk

Wrap to

40'



Zone 9A- Bridge Start

Two trunks
bungee line drop
alternating red
and white
strands



Area 8A Hosta/Springhouse

- 5 trees
- 4 Trunk Wrapped to 35 feet
- 1 Trunk and Limb

Area 8A –

Trunk Wrap to 40+ feet



8A A

Area 8A –

Trunk Wrap to 40+ feet



Area 8A –

Trunk Wrap and limb
wrap to 30+ feet



8A K



8A N

Area 8A –

Trunk Wrap to 40+ feet

Area 10 Tunnel

1 tree

4 trunks

Bungee Drop
lines

3 separate
strands of
lights per
trunk





Visitor Center Roof Line

Install magnetic clips with lights along front edge and peak as shown

Meadowlark's Winter Walk of Lights

Summary

27 Trees

35 Trunks

Building Roof Line